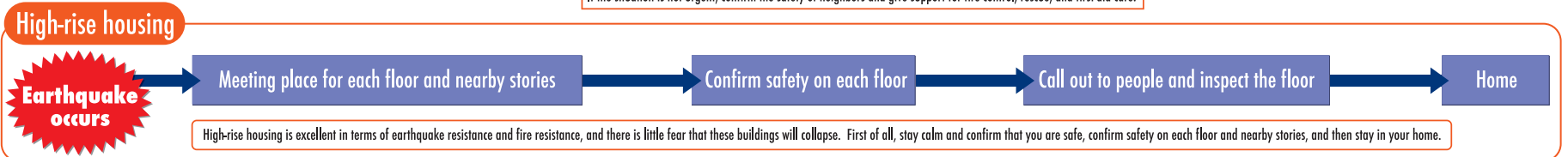
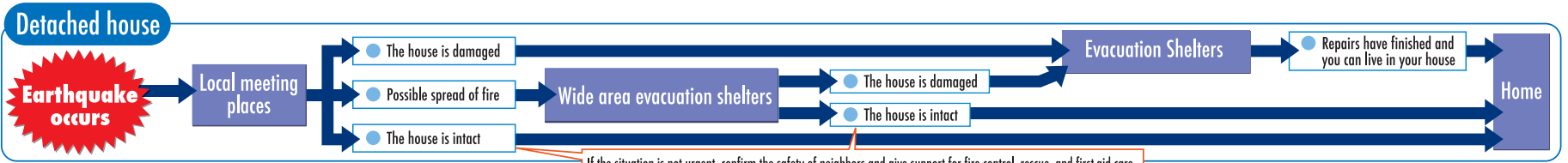


Evacuation Flow



What roles do the different evacuation shelters (evacuation areas) have?

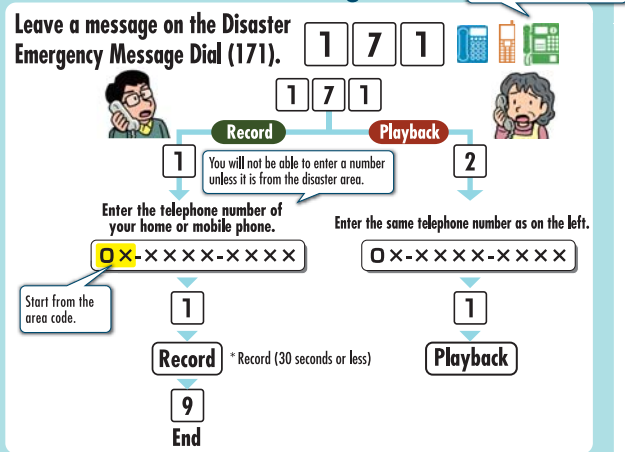
You are requested to continue living in your own home following a major earthquake or other disaster unless destruction, fire, or other circumstances make living in it impossible. Take voluntary action and cooperate with others when at an evacuation shelter (evacuation area).

Local Meeting Place	This is a place where neighbors temporarily gather to confirm one another's safety and receive first aid before going to an Wide area evacuation shelter. An area is established for each neighborhood association. Residents of high-rise building should gather on their own floor or a nearby floor for safety confirmation.
Wide area evacuation shelter	This is a place for temporary evacuation as a precaution against the danger of spreading fire after an earthquake. Residents will return home once the danger has passed if their homes are undamaged. Residents who can no longer live at home due to damage will go to a residents' evacuation site.
Evacuation Shelters	This is a temporary living space for people whose homes have been damaged in a disaster-related collapse or fire. Residents return to their homes once repairs are completed and they can resume their lives there. Evacuation centers also serve as centers for providing supplies to not only evacuees but also people continuing to live at home and for disseminating information.
Welfare-related evacuation shelter	A temporary place to live for elderly and people with special needs who require nursing or other services and who therefore find it difficult to live in a Evacuation Shelter.
areas where evacuation is not necessary	Area where people do not have to go to a Wide area evacuation shelter because there is little danger from the spread of fire caused by an earthquake.

How to Confirm the Safety of Your Family

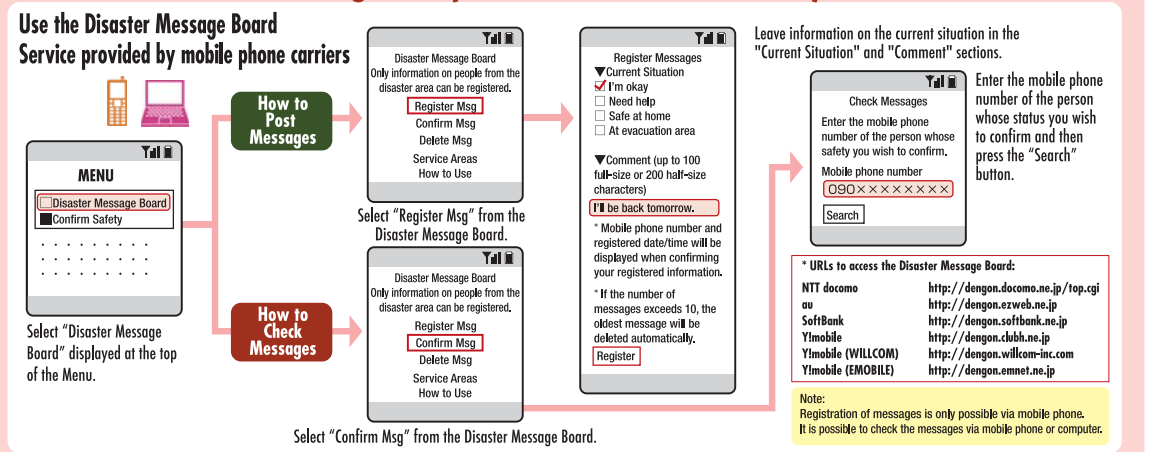
NTT Disaster Message Dial

How to Confirm Using Audio



Disaster Message Board

How to Confirm Using Text (Packet Communications)



Disaster prevention in the home

When disaster strikes, it is important to protect yourself.

Avoiding injury in your home

- Roughly 30 to 50% of injuries resulting from an earthquake's motion are caused by falling or tipping furniture.
- To reduce the chance of injury in your home during an earthquake, take a fresh look at your living space. For example, see if your furniture is firmly fixed in place and reexamine its installation and arrangement. Minato City provides fixtures to prevent furniture tipping free of charge to households in the city.

Be prepared

Keep enough food and drinking water to supply your household for at least three days, and for at least seven days if you live in a high-rise building as a precaution against elevator stoppage. Also, keep emergency toilets on hand, as damage to drainage pipes in an earthquake may make your toilet unusable.


Stay prepared with "self-protection" always in mind so that you can continue living safely in your own home even after disaster strikes. Minato City's "disaster prevention supplies service" sells fixtures to prevent furniture tipping, emergency toilets, and various other disaster preparedness items at discounted prices.



Disaster prevention in the workplace

Preventing the danger of falling equipment

It is a business's responsibility to strive to ensure the safety of its employees and customers during disasters. To protect the lives of your employees and customers, make sure your building is earthquake-resistant and take steps to prevent falling facilities and equipment inside.



Minato City has prepared a disaster preparedness manual for businesses. Please use it to reinforce disaster preparedness in your place of business. *Available in Japanese only

Responding to the needs of people stranded by a disaster

Endeavor to provide facilities and supplies for overnight stays, personal assistance, and any other form of support you can to those who cannot return home following a disaster. As a step to control a mass return by employees and customers, Minato City asks businesses within the city for their cooperation in operating temporary accommodations for those who are stranded and in stockpiling food and drinking water for them.

Gather information using all available means!

Disaster prevention wireless system

This system broadcasts disaster information to Minato residents through outside speakers. If you have difficulty hearing a broadcast, you can call this number to hear it again.

Call this number to check broadcasts!

03-5401-0742

*Messages will be deleted eight hours after their original broadcast.

Disaster prevention app

This app can be used to check disaster information in your locality using your phone's GPS function. It also helps you find the locations of evacuation centers with disaster preparedness maps for each district. It can be downloaded free of charge from the 2D codes below.



Disaster information email service

This service sends disaster information via email to smartphones and mobile phones. You can register to receive it by sending an empty message to the following address or scanning the 2D code.



kumin@bousai.city.minato.tokyo.jp