


Please put out waste before **8:00 am**,
except for those in special regions.



Sorting Recyclables and Waste

Guide book



Minato City's
character of reduce
Danjiro



Minato City's
character of reuse
Reuse-ke



Minato City's
character of ecology
Ecole

List of collection
days for recyclables
and waste P2

Sorting Waste /
3Rs and Reducing Food Loss
Waste sorting app
P3~P5

Recyclable
plastics
P6~P7

Recyclable items
Used paper, plastic bottles,
bottles, cans
P8~P11

Combustible
waste
P12

Incombustible
waste
P13

Large-sized
waste
P14~P17

Other consultations
/ Illegal disposal
P18~P19

Site-collection
P20~P23

Items that cannot
be collected by
Minato City
P24~P25

Efforts to
reduce garbage
P26~P27

Sorting list for
recyclables
and waste
P28~P31

Let's stop
food loss!
Back Cover

Large-sized
waste
application

Application to Large-sized Waste Center

03-5296-7000 (8:00 am-7:00 pm
Monday to Saturday)

Internet (Accepted 24 hours) <https://sodai.tokyokankyo.or.jp>

Refer to

If you're unsure about the separation and disposal of garbage and recyclable garbage then ask "Minato Call"
 03-5472-3710 (open all year
8:00 am-8:00 pm)

Minato Homepage <https://www.city.minato.tokyo.jp>

List of collection days for recyclables and waste

Please dispose of them before

8:00 am

*For areas in red, before 7:30 am

Area		Recyclable plastics	Recyclable items	Combustible waste	Incombustible waste		
A	Akasaka	1 chome	Wed.	Sat.	Mon./Thu.	2nd and 4th Tue.	
		2,6,9 chome	Sat.	Wed.	Mon./Thu.	2nd and 4th Fri.	
		3 chome	Sat.	Wed.	Mon./Thu.	1st and 3rd Fri.	
		4,5,7,8 chome	Sat.	Wed.	Mon./Thu.	1st and 3rd Fri.	
	Atago	1,2 chome	Wed.	Sat.	Mon./Thu.	2nd and 4th Tue.	
	Azabudai	1 chome	Wed.	Sat.	Mon./Thu.	2nd and 4th Tue.	
		2,3 chome	Fri.	Tue.	Wed./Sat.	2nd and 4th Thu.	
	Azabujuban	1 to 4 chome	Fri.	Tue.	Wed./Sat.	2nd and 4th Thu.	
	Azabumiamanacho		Fri.	Tue.	Wed./Sat.	2nd and 4th Thu.	
Azabunagasakacho		Fri.	Tue.	Wed./Sat.	2nd and 4th Thu.		
D	Daiba	Please refer to the table on the right side.					
H	Hamamatsucho	1,2 chome	Mon.	Thu.	Tue./Fri.	2nd and 4th Sat.	
	Higashi-azabu	1 to 3 chome	Fri.	Tue.	Wed./Sat.	2nd and 4th Thu.	
	Higashi-shimbashi	1,2 chome	Mon.	Thu.	Tue./Fri.	2nd and 4th Sat.	
K	Kaigan	1 chome	Mon.	Thu.	Tue./Fri.	2nd and 4th Sat.	
		2,3 chome	Thu.	Mon.	Tue./Fri.	1st and 3rd Wed.	
	Kita-aoyama	1 to 3 chome	Mon.	Thu.	Tue./Fri.	2nd and 4th Sat.	
Konan	1 to 5 chome	Sat.	Wed.	Mon./Thu.	1st and 3rd Fri.		
	M	Minami-aoyama	1,2 chome	Mon.	Thu.	Tue./Fri.	1st and 3rd Sat.
			3 to 6 chome	Thu.	Mon.	Tue./Fri.	1st and 3rd Wed.
7 chome			Mon.	Thu.	Tue./Fri.	2nd and 4th Sat.	
Minami-azabu	1 to 4 chome	Tue.	Fri.	Wed./Sat.	1st and 3rd Mon.		
	5 chome	Thu.	Mon.	Tue./Fri.	2nd and 4th Wed.		
Mita	1 chome	Fri.	Tue.	Wed./Sat.	2nd and 4th Thu.		
	2 to 5 chome	Tue.	Fri.	Wed./Sat.	2nd and 4th Mon.		
Moto-akasaka	1,2 chome	Sat.	Wed.	Mon./Thu.	1st and 3rd Fri.		
	Moto-azabu	1 to 3 chome	Tue.	Fri.	Wed./Sat.	1st and 3rd Mon.	
N	Nishi-azabu	1 chome	Mon.	Thu.	Tue./Fri.	1st and 3rd Sat.	
		2,3 chome	Thu.	Mon.	Tue./Fri.	2nd and 4th Wed.	
		4 chome	Mon.	Thu.	Tue./Fri.	2nd and 4th Sat.	
	Nishi-shimbashi	1 to 3 chome	Wed.	Sat.	Mon./Thu.	1st and 3rd Tue.	
R	Roppongi	Please refer to the table on the right side.					
S	Shiba	1,2,5 chome	Mon.	Thu.	Tue./Fri.	1st and 3rd Sat.	
		3 chome	Tue.	Fri.	Wed./Sat.	2nd and 4th Mon.	
		4 chome	Thu.	Mon.	Tue./Fri.	2nd and 4th Wed.	
	Shibadaiamon	1,2 chome	Mon.	Thu.	Tue./Fri.	2nd and 4th Sat.	
	Shibakoen	1,2 chome	Mon.	Thu.	Tue./Fri.	2nd and 4th Sat.	
		3,4 chome	Wed.	Sat.	Mon./Thu.	2nd and 4th Tue.	
	Shibaura	1 to 3 chome	Thu.	Mon.	Tue./Fri.	2nd and 4th Wed.	
		4 chome	Thu.	Mon.	Tue./Fri.	1st and 3rd Wed.	
	Shimbashi	Please refer to the table on the right side.					
	Shirokane	1,3,5 chome	Wed.	Sat.	Mon./Thu.	1st and 3rd Tue.	
2,4,6 chome		Fri.	Tue.	Wed./Sat.	1st and 3rd Thu.		
Shirokanedai	1 chome	Fri.	Tue.	Wed./Sat.	2nd and 4th Thu.		
	2 to 5 chome	Fri.	Tue.	Wed./Sat.	1st and 3rd Thu.		
T	Takanawa	1,2 chome	Wed.	Sat.	Mon./Thu.	2nd and 4th Tue.	
		3,4 chome	Sat.	Wed.	Mon./Thu.	2nd and 4th Fri.	
	Toranomon	1 to 5 chome	Wed.	Sat.	Mon./Thu.	2nd and 4th Tue.	

Area		Recyclable plastics	Recyclable items	Combustible waste	Incombustible waste	
Shimbashi	1 chome	Wed.	Sat.	Mon./Thu.	1st and 3rd Tue.	
	2 chome	1 to 5,10 to 14, 18 to 21	Mon.	Thu.	Tue./Fri.	2nd and 4th Sat.
		2 chome 6 to 9, 15 to 17	Mon.	Fri.	Tue./Thu./Sat.	Wed.
	3 chome	1 to 7,26	Mon.	Thu.	Tue./Fri.	2nd and 4th Sat.
	3 chome 8 to 25	Mon.	Fri.	Tue./Thu./Sat.	Wed.	
	4 chome	1 to 4,8,9, 12,13,16, 17,22 to 31	Mon.	Thu.	Tue./Fri.	2nd and 4th Sat.
	4 chome 5 to 7,10, 11,14,15,18 to 21 (Excluding 19-4)	Mon.	Fri.	Tue./Thu./Sat.	Wed.	
	4 chome 19-4	Mon.	Thu.	Tue./Fri.	2nd and 4th Sat.	
	5,6 chome	Mon.	Thu.	Tue./Fri.	2nd and 4th Sat.	
	Roppongi	1 chome	Wed.	Sat.	Mon./Thu.	2nd and 4th Tue.
2 chome		Sat.	Wed.	Mon./Thu.	2nd and 4th Fri.	
3 chome		1 to 7, 15-2 to 15-21, 16 to 18	Wed.	Sat.	Mon./Thu.	2nd and 4th Tue.
		3 chome 8 to 14, 15-23 to 15-25	Sat.	Thu.	Mon./Wed./Fri.	Tue.
4 chome		1 to 3	Sat.	Wed.	Mon./Thu.	2nd and 4th Fri.
4 chome 4 to 12		Sat.	Thu.	Mon./Wed./Fri.	Tue.	
5 chome		1 to 3	Sat.	Thu.	Mon./Wed./Fri.	Tue.
5 chome 4 to 18		Wed.	Sat.	Mon./Thu.	1st and 3rd Tue.	
6 chome		Wed.	Sat.	Mon./Thu.	1st and 3rd Tue.	
7 chome		1 to 12,13-1, 13-9 to 13-11, 13-15 to 13-23	Mon.	Thu.	Tue./Fri.	1st and 3rd Sat.
	7 chome 13-5 to 13-6, 14	Sat.	Thu.	Mon./Wed./Fri.	Tue.	

Area	1,2 chome	Recyclable plastics	Recyclable bottles, cans	Recyclable paper Plastic bottles	Combustible waste	Incombustible waste
Daiba	1,2 chome	Thu.	Tue.	Sat.	Throw into garbage chute	Mon.

Collection days of incombustible waste

Sun	Mon	Tue	Wed	Thu	Fri	Sat
				1	2	3
4	5	6	7	8	9	10
11	12	13	14	15	16	17
18	19	20	21	22	23	24
25	26	27	28	29	30	31

For example, in the left calendar

The first Tuesday is 6th, and the third Tuesday is 20th.

The second Monday is 12th, and the fourth Monday is 26th.

The area display (in green) in this booklet refers to the collection center used.

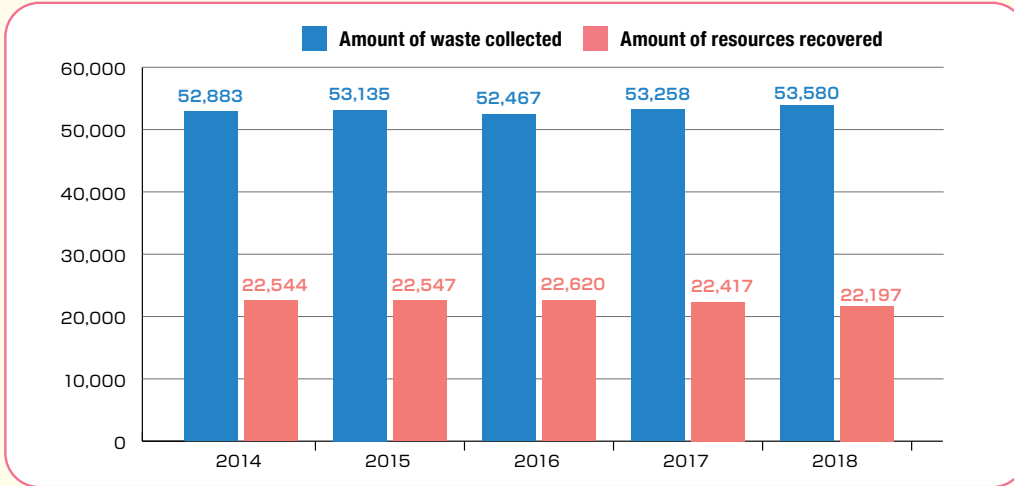
※ Please note these do not refer to the place you reside.

Please cooperate in sorting waste

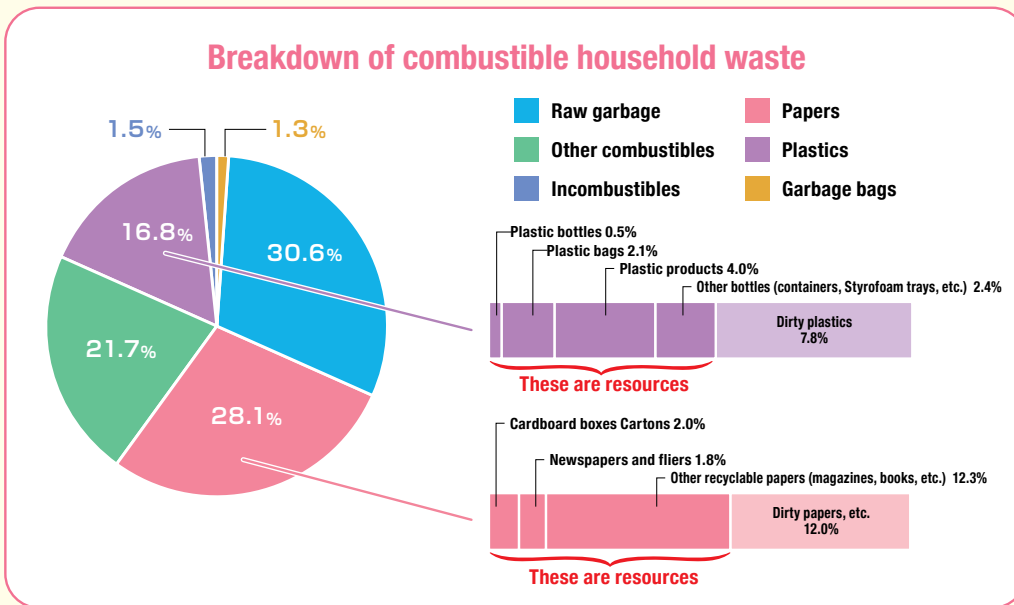
Valuable resources are disposed of as waste!

The amounts of Minato City's resources and waste have not changed much over the past few years, but according to the Waste Survey conducted by the City in 2018, recyclable materials such as paper and plastics are included in large quantities in combustible waste, which make up the largest part of household waste. To reduce the amount of waste and to effectively use resources, please follow the rules for sorting recyclables and waste.

1 Amounts of resources recovered and waste collected by the City



2 Breakdown of combustible household waste (from the FY2018 Waste Survey)



Please use the garbage sorting app

Minato City distributes a garbage sorting application for smartphones. It is packed with useful functions such as methods of separating resources and garbage, collection date calendar, and an alarm to prevent forgetting to put garbage out. You can download it from the app store or with the QR code below.

① **Click here for iOS device**
(compatible with iOS5.1.1 or later)



② **Click here for Android device**
(compatible with Android OS 2.3 or later)



Let's implement the 3Rs

Keep in mind not to waste! Let's make a recycling-based society.

Our living is affluent with goods. And everyday, a lot of goods are produced, consumed and disposed. However, the Earth's resources are limited. For the future of the Earth, we have to try not to waste things and aim at realization of a recycling-based a society where limited resources are recycled.

Let's take a second look at our lives and tackle the reduction of waste as a firsthand effort.

3

Reduce waste with the 3Rs!

The key words to reduce waste are the three Rs.
We will be able to reduce waste with a little bit of effort.

The 1st R is Reduce

Don't throw out garbage

Let's put it to practice!

- ☆ Let's buy only in the needed amount.
- ☆ Let's not have any leftovers.
- ☆ Bring your own bag during shopping.
- ☆ Let's buy products with simple packaging if they are the same.



The 2nd R is Reuse

**Use it again
repeat usage**

Let's put it to practice!

- ☆ Let's choose refill packs for shampoo, conditioners, detergents and the like.
- ☆ Use reusable tableware instead of paper plates etc. during festivals and events.
- ☆ Give old clothes, etc. to people, or put them out to the city's collection point.




The 3rd R is Recycle

Use rehabilitated items

Let's put it to practice!

- ☆ Let's follow the rules and correctly segregate recyclable materials from garbage.
- ☆ Let's remove dirt from plastic containers and the like with old cloth and waste water before disposing them on the day for recyclable plastics.
- ☆ Let's actively buy recycled products.



Use Minato Eco Shops!

Minato Eco Shops are retail stores in Minato City that are actively engaged in reducing waste and recycling. A list of Minato Eco Shops and their respective efforts is available on the official Minato City website. Use Minato Eco Shops regularly for eco-friendly shopping.

Look for this sticker or nameplate to find a Minato Eco Shop.



Minato Eco Shop sticker/nameplate

What is “food loss” ?

Food loss refers to food that is disposed of as waste even though it is still safe to eat, such as leftovers, vegetable skin peeled too thickly during cooking preparation, and foodstuffs that have passed their best-by dates. In Minato City, of the combustible waste collected by the City, about one-third of household waste and one-second of business waste (from companies and restaurants) is raw garbage that includes food loss. Minato City aims to reduce combustible waste by working towards minimizing food loss.

Efforts to reduce food loss at home

Household 30/10 (“Sanmaru-Ichimarū”) Program

The 30th of Every Month “Refrigerator Cleanup Day”

- Periodically check the foodstuffs in your storeroom and refrigerator.
- Avoid buying foodstuff in bulk, and purchase what you need in necessary amounts.

The 10th of Every Month “Mottainai Cooking Day”

- Using vegetable skins and leftover vegetable pieces that would otherwise have gone in the trash, remake leftovers into another dish.
- Practice cooking methods that use up foodstuffs.



Party 30/10 (“Sanmaru-Ichimarū”) Program

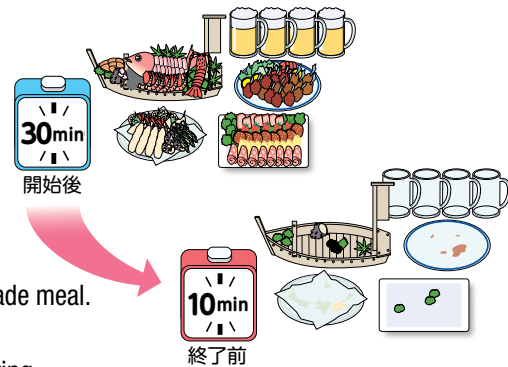
At parties and other gatherings, people tend to move to different seats and get so engaged in conversations that lots of food can be left over. This program aims to prevent such wasteful behavior and work on enjoying and finishing up dishes.

Food-enjoying time

During the first **30 minutes** following the toast, enjoy the freshly made meal.

Finishing-up time

Make the last **10 minutes** of wrapping up a time to prioritize eating.



Finishing-up Promotion Month (Dec. 16 - Jan. 15, Mar. 16 - Apr. 15)

Minato City promotes the reduction of food loss under the slogan “**Mottainai! Enjoy and Eat Up Food**” with “Finishing-up Promotion Month” twice a year during the wintertime year-end and New Years and in the spring, which are the times when food loss is most likely to occur due to home parties and other special occasions.

Let's use 'Stop Food Loss Partner Restaurants'

In the ward, restaurants that are actively reducing food loss, such as by introducing small serving menus, are registered as 'Stop Food Loss Partner Restaurants'.

Contribute to reducing food loss by using 'Stop Food Loss Partner Restaurants'.

You can identify them by the sticker they display, shown right.



Food Drive

This is an activity to collect unused food left over at home and provide it to those who need it through food banks. The city supplies the foods collected to the Minato City Life and Employment Support Center, the Minato City Children's Cafeteria Network, and food banks.

We collect food at the District General Branch Office Promotion Department, Daiba Branch Section, Minato Recycling and Waste Management Office. Please make use of this service.

Recyclable plastics

Collected
Once
a week

8:00 am

Please put out before 8:00 am. Please don't put it out on the night before the collection day or after the collection time. We cannot collect other garbage than recyclable plastics.

Please sort out the plastics with identifying "Pla Mark" (♻️) as recyclable plastic. Please rinse before disposal. (Please take out products made of fiber such as polyester as combustible waste.)

Examples

Film and bags




Plastic bottle labels



Plastic bags



Snack bags




Medicine tablet sheets

You can dispose of snack bags with silver interiors with recyclable plastics if they have a "Pla Mark" on them.

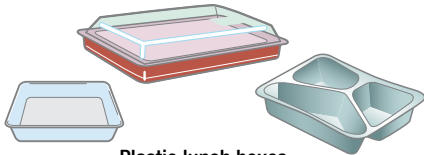
Tablets are combustible waste

Caps (lids)



Plastic bottle caps

Trays



Plastic lunch boxes

You do not need to remove the price stickers.

Cups and packages



Egg packages, etc.

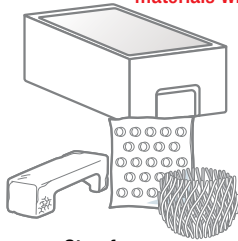
Cup noodle containers, etc.

Bottles and tubes



Shampoo, detergent containers, etc.


As for products without the "Pla Mark," we collect items that are obviously only made of plastic to prevent contamination of materials which are not suitable for recycling. Please see the following for details and sort them accordingly.




Styrofoam



Cases (CDs, DVDs, etc.)




Toys made of plastic



Straws, plastic wraps etc.

Stickers such as price tags attached to plastic wraps and the like do not need to be peeled off.



Hangers made of plastics

You can dispose of them as recyclables even if the grips are metallic.

Uncleanable plastics

See page 12


combustible waste

How to dispose

First wash a plastic item, if it is dirty.

Put it in a container with a lid or in a transparent or semi-transparent bag when disposing.

Do not sort recyclable plastics in small bags, but put them together in one bag.



1

When a substance such as leftovers are still sticking to the items, it isn't possible to sort them out as recyclable plastics.



2

Rinse items with water or use an old cloth to empty them of their contents.



3

A slight food stain is acceptable.



4

Put all plastics in the same bag regardless of type. Do not separate them into smaller bags inside the garbage bag.

How do I wash?




Please separate the recyclable plastics from waste

Recyclable plastics collected in the City are transported to the Minato Recycling Center. The staff pick out objects that are unsuitable for recycling by hand from the large amount of plastics. The remaining plastics are compressed and packaged into bundles called a “bale” and transported to privately-run recycling plants for recycling. Private plants conduct a bale inspection, where bales are checked for any unrecyclable objects, in which case the plants may reject the bale.

To ensure that your plastics are recycled, the City asks for your cooperation with proper sorting.

How to put out recyclable plastics

- Organize all and only recyclable plastics into a lidded container or a see-through bag to put them out for collection. Do not double-bag.



- The collected bags of recyclable plastics are torn at the Minato Resource Recycling Center to check the contents for any inclusion of unrecyclable objects.

Using smaller bags inside the plastics garbage bag requires extra work to tear these smaller bags; therefore, please do not double-bag the garbage bags for recyclable plastics.



Tearing garbage bags and removing unrecyclable objects

Please be aware of unsafe items that you cannot put out as recyclable plastics!

Razors, batteries, lighters, cutting tools, and injection needles and other medical waste found among collected recyclable plastics are called “unsafe items,” which are dangerous when working with recyclable plastics at recycling plants. These unsafe items have been found in recent quality inspections from recyclable plastics collected from homes in Minato City.

If the inclusion of such unsafe items continues, recycling recyclable plastics will become more costly. Please do NOT put unsafe items out as recyclable plastics.

Examples

Home-care medical waste

Drip bags, drip infusion tubes, syringes, etc.

See page 19 for details.



We look forward to your cooperation

Combustible waste

Uncleanable plastics

Oil containers, small sauce packets, etc.



Combustible waste

Erroneously included unsafe items

Razors (including blades), batteries, lighters, glass shards, spray cans, etc.



Incombustible waste

See page 13 for details.

See page 22 for details.

Recyclable items (Used paper, plastic bottles, bottles, cans)

Collected
Once
a week

8:00 am

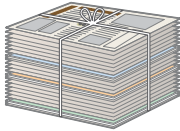
Please put out before 8:00 am. **Please don't put it out on the night before or after the collection day.** We cannot collect other garbage than recyclable items.



Put out the following recyclables organized by type.

Examples

Newspapers



Put fillers between newspapers.

Cardboard boxes



Flatten them.
*Cardboard boxes here means those with corrugated cross-sections.

Cartons



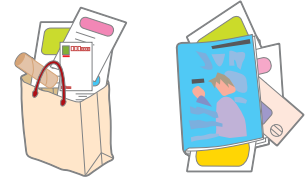
Only cartons that are white on the inside are collected.

Magazines



Remove clips, etc. wherever possible.

Other recyclable papers



Put them in a paper bag or between magazines.

Other recyclable papers

See page 9 for details.

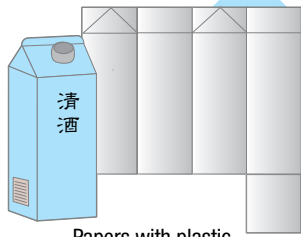


Papers that cannot be recycled

The following papers are not recyclable. Please put out these papers as combustible waste.

* May be partly different for group collection.

① Processed papers



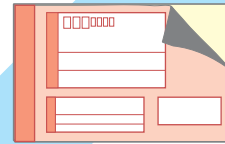
Papers with plastic or aluminum coating



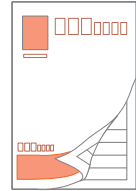
Waterproofed papers



Thermal papers



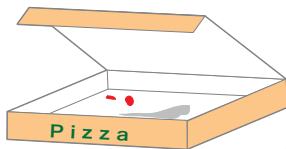
Carbon papers
Carbonless papers



Papers with glue
(crimped postcards, etc.)

Other unrecyclable papers include photographs, iron-on transfer papers, foam papers, wet tissues, paper towels, and oven sheets.

② Dirty or scented papers



Pizza box



Used tissue paper



Detergent box

③ Shredded paper



Shredded paper

④ Paper containing non-plant derived material

Other examples include cellophane paper, diapers, sanitary products, non-woven fabric (masks, etc.), plastic-covered tissue boxes and envelopes.

Other recyclable papers

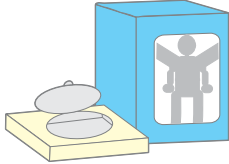
From February 1, 2019, all miscellaneous papers that are not newspapers, magazines, cardboard, or cartons will be called "Other recyclable paper" for easier understanding and will be eligible for putting out in a paper bag for easier handling.

How to dispose

The following papers are recyclable. Please put them out as Recyclables.

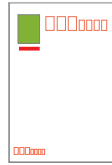
* Remove all non-paper materials (plastics, metals, etc.) from the recyclables.

Snack boxes and toy boxes



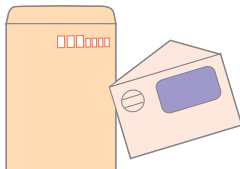
Remove all plastic parts

Postcards



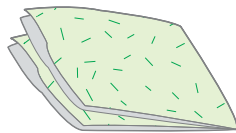
Crimped postcards are **combustible waste** [See page 12](#)

Envelopes

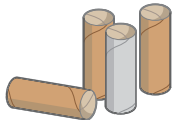


Remove the plastic parts from windowed envelopes.

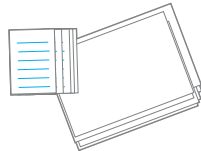
Packaging papers · Paper bag



Toilet paper rolls and cling wrap cores



Memo and copier papers

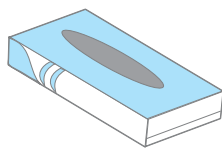


Calendars



Remove all non-paper parts

Tissues Box




Remove all plastic parts

Put the recyclables in a paper bag

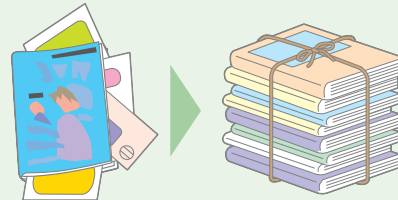


* Remove the handle if it is made of any material other than paper

Bundle with string



Place them between magazines and bundle with string



"Other recyclable papers" of various sizes and shapes can be **put in a paper bag** without bundling them, or **put between magazines**.

Some combustible household waste contains recyclable papers, the majority being papers categorized in "Other recyclable papers" above.

[See page 3 for details.](#)

Why does used paper need to be sorted specifically?

Depending on the type of used paper, it is recycled into different paper. If a paper of a different type is included, it can prevent recycling or degrade the quality of the recycled paper. To effectively use limited resources, please sort your recyclables.



Recyclable items (Used paper, plastic bottles, bottles, cans)

Collected
Once
a week

8:00 am

Please put out before 8:00 am. **Please don't put it out on the night before or after the collection day.** We cannot collect other garbage than recyclable items.

Dispose all the recyclable items by type. Should you wish to use collection bags for plastic bottles, or containers for glass bottles or cans, please ask the Minato Recycling and Waste

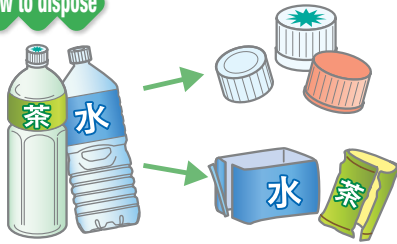
Plastic bottles

Items to be collected: Plastic bottles of beverages, liquors, soy sauces, etc.




This mark is the indication.

How to dispose

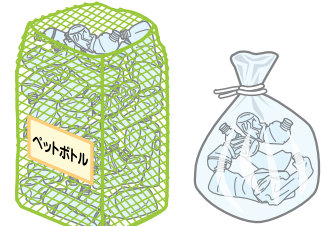


(1) Remove caps and labels. Removed caps and labels are to be treated as **recyclable plastics**.



(2) Rinse a bottle with water and crush it.

If the contents are contained, they cannot be collected.



Plastic bottles only


(3) Dispose of them after putting them in a plastic bottle collection net or a transparent or semi-transparent bag.

Bottles (for food and drinks)

How to dispose

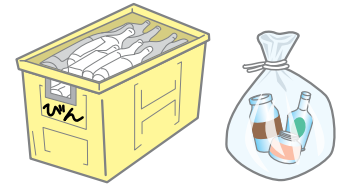


(1) First remove their caps or corks.



(2) Rinse it using water.

If the contents are contained, they cannot be collected.



Lay down

Bottles only

(3) Dispose of them in a container for their exclusive use or a bag inside of which can be seen from outside.

Cans (for food and drinks)

How to dispose

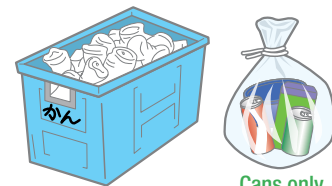


(1) Please remove their non-metal inner lids, if any.



(2) Rinse it using water.

If the contents are contained, they cannot be collected.



Cans only

(3) Dispose of them in a container for their exclusive use or a bag inside of which can be seen from outside.

Bottles and cans from which oil can not be removed, bottles of cosmetics and chemicals, broken bottles and cups, etc.

See page 13

incombustible waste

Containers for bottles and cans

If you need to use a container for bottles and/or cans, please apply to the Minato Recycling and Waste Management Office. Bottles and cans put inside a container are collected with the container, and another folded container is placed in the collection center. In places where containers can get in the way of traffic, such as on the sidewalk, the manager of the collection center should immediately put away the containers.



Plastic bottle collection nets

Minato City lends out plastic bottle collection nets free of charge. The nets are available in two sizes: Large (1 x 1 m) and Small (0.6 x 0.6 m). Please make your application to the Collaboration Project Section of each Regional City Office, or the Minato Recycling and Waste Management Office.



Please join the group collection.

What is the group collection

Regional organizations such as the neighborhood association, PTA or administrative cooperative composed of more than 10 households of its residents may undertake collection of recyclable materials themselves, and hand them over to a recyclable collection and processing company. In this manner efforts are being put into reduction of volume and recycling of garbage.

* Used paper (excluding industrial waste) from small enterprises that meet the criteria of the Small and Medium Enterprises Basic Act (see below) can also be collected.

● **Small enterprises that meet the criteria of the Small and Medium Enterprises Basic Act**
Manufacturing, etc.: 20 employees or less **Commerce/Service, etc.:** 5 employees or less

* Please contact the Collaboration Project Section of each Regional City Office before starting the group collection.

Note

Should you switch from group collection to district collection, please consult with the Minato Recycling and Waste Management Office beforehand. In addition, we may not be able to accommodate a switchover in the middle of a fiscal year. Thank you for your understanding.

Refer to

Collaboration Project Section of each Regional City Office

Shiba Region ☎ 03-3578-3123

Azabu Region ☎ 03-5114-8802

Akasaka Region ☎ 03-5413-7272

Takanawa Region ☎ 03-5421-7621

Shibaura-konan Region ☎ 03-6400-0031



Six JPY is paid to the collection group as an incentive from the city for each 1kg of collected materials.

(As of April 1, 2020)

We are distributing "A Guidebook to Group Resource Collection" which compiles information on how to start a group collection in an easy to understand manner. Those who wish to obtain a copy may either download it from our homepage or contact the Collaboration Project Section of each Regional City Office or Minato Recycling and Waste Management Office.



Taking away of recyclable items is against the municipal law!!

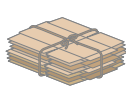

The City reinforces patrols to prevent taking away of recyclable items and control offenders.

There have been instances of waste being taken away at night in Minato City.

Minato City revised the "Minato City Ordinance on the Processing and Reuse of Waste" and prohibited the act of taking away recyclable items from recyclables and waste collection sites within the City.

In case the bylaw is violated, a fine up to 200,000 yen will be imposed.

What is prohibited to take away



Used paper (newspapers, magazines, corrugated cardboards, paper packages, other recyclable papers)

Bottles

Cans

Plastic bottle

To all the citizens

Please provide us with information on the act of taking away.

When you find the act of taking away recyclable items from the collection site you use, report it to Minato Recycling and Waste Management Office. However, refrain from trying to obtain information by yourself or contacting the violator recklessly to warn him/her. If you feel that there is a danger to yourself, report to the police.

Please utilize group collections.

It is effective in preventing taking away of recyclables because groups directly manage them.



There have been instances of waste being abandoned at night in Minato City. Please refrain from placing waste at collection sites the night before collection date.

The waste collection traders, who are entrusted to collect recyclable items by the City, paste stickers on the cars (see the photo on the right) and start collection after 8:00 am. Further, collectors of the recyclable items always wear working clothes and work in a pair.

List of collection days for recyclables and waste
 Sorting Waste / 3rs and Reducing food loss Waste sorting app
 Recyclable plastics
 Recyclable Items (Used papers, plastic bottles, bottles, cans)
 Combustible waste
 Incombustible waste
 Large-sized waste
 Illegal disposal
 Other consultations
 Site-collection
 Items that cannot be collected by Minato City
 Efforts to reduce garbage
 Sorting list for recyclables and waste
 Let's stop food loss!

Combustible waste (Waste that can be burned)

Collected
Twice
a week

8:00 am

Please put out garbage before 8:00 am. Please don't put it out on the night before or after the collection day. We cannot collect garbage other than combustible waste.

*In the Daiba district throw combustible waste into the garbage chute since it is collected via the "Garbage chute system".

Examples

Kitchen waste




Drain water well before disposing

Uncleanable plastics



Plastics that cannot be cleaned should be disposed of with combustible waste.
For example:
Oil containers, small bags of soy sauce, etc.

Unrecyclable paper




See page 8 for recyclable used paper.

Rubber, leather products



Remove any metals as much as possible before disposal.

CDs, videotapes, etc.



Clothes, disposable diapers, etc.



Flush the feces of the diaper in the toilet.

Others



Small amount of twigs (less than 30 cm)

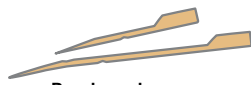


Waste cooking oil

Absorb the oil in paper, etc. or solidify it before disposing.

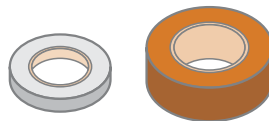


Cigarette butts

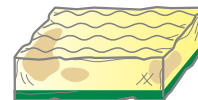


Bamboo skewers

Wrap the pointed end of the bamboo skewer in paper, etc. before disposing.



Adhesive tape



Sponges



cooling agents

How to dispose

Place combustible waste in a container with a lid or in a transparent or semi-transparent plastic bag.

Do not sort combustible waste in small bags, but put them together in one bag.



Only wearable clothing is collected at the collection points.

See page 21 for details.



Bird preventive nets can be lended out.

See page 18 for details.



We grant subsidy for purchases of home raw-garbage processors.

See page 27 for details.



Collected
Twice
a month

Incombustible waste (Waste that cannot be burned)

8:00 am

Please put out the garbage before 8:00 am. **Please don't put it out the night before or after the collection.** We cannot collect garbage other than incombustible waste.

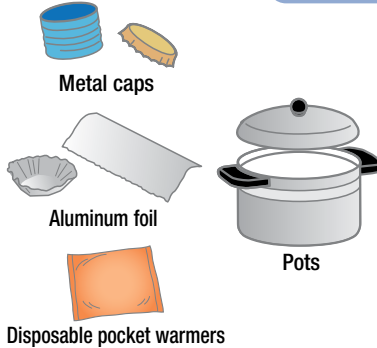
Examples

Ceramics, glass



出し方注意(下記参照) ⚠

Metallic products



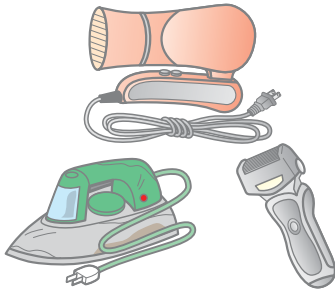
Disposable pocket warmers



Dispose with care! (see below) ⚠

Small-sized home appliances of less than 30 cm

* Anything longer than 30 cm is large-sized waste.




Gas cylinders, spray cans etc.



Dispose with care! (see below) ⚠

Light bulbs and fluorescent lights

Please put them in the case supplied when you bought them or wrap them in newspaper before you give them to us.



Dispose with care! (see below) ⚠

How to dispose




Dangerous items such as broken items, edged tools, electric bulbs, fluorescent lamps, etc.

Wrap in newspaper, etc. (as for electric bulb, etc., put it in the packaging material they came in and label “キケン” and dispose of it separately from other incombustible waste.



Incombustible waste other than dangerous items, gas cylinders etc., as stated in the left:

Place combustible waste in a container with a lid or in a transparent or semi-transparent plastic bag.



Gas cylinders, spray cans, lighters

(1) Empty the content

*It is not necessary to poke a hole in gas cylinders or spray cans. If you are unable to use up the content or you have a large volume, please contact the Minato Recycling and Waste Management Office.



(2) Separate it from other incombustible waste and mark “キケン” on the bag before disposing.



Gas cylinders, etc. (Gas cylinders, spray cans, lighters)

Garbage trucks compress the waste they carry. When flammable gases such as ones in spray cans, etc., and lithium-ion batteries and button type batteries, etc. enter a garbage truck, they may ignite and cause a fire in the garbage truck from the friction between metals. Please observe the above rules to prevent fires in the garbage trucks.



Recycle dry cell batteries...

Dry cell batteries can be collected as incombustible waste, but submitting to the collection point is preferred. For button-type and rechargeable batteries, please use the collection box at retail locations.

See page 22 for details.



List of collection days for recyclables and waste
Sorting Waste / 3Rs and Reducing Food Loss Waste sorting app
Recyclable plastics
Recyclable items (Used papers, plastic bottles, bottles, cans.)
Combustible waste
Incombustible waste
Large-sized waste
Other consultations / Illegal disposal
Site-collection
Items that cannot be collected by Minato City
Efforts to reduce garbage
Sorting list for recyclables and waste
Let's stop food loss!


Large-sized waste

Prior
Application System
With charges

Large-sized waste is collected even if it has been disassembled.

Large-sized
waste
refers to

Large-sized waste as furniture discarded from a household (one side of which is longer than 30 cm). Dispose of it in the following procedure.
Minato City does not collect large-sized waste discarded from businesses.
Please request collection to a General Waste Disposal Operator which has received permission from the public institution.



House pick-up

8:00 am

Please put out to the designated place before 8:00 am. Please don't put it out on the night before or after the collection day. We cannot collect other garbage than the applied items.

From application to disposal

1 Application to the Large-sized Waste Center

Please apply with the Large-sized Waste Center either by phone or online.


Large-sized Waste Center

☎ **03-5296-7000**

This service is available only in Japanese and English.
(8:00 am-7:00 pm Monday to Saturday)

Website address

<https://sodai.tokyokankyo.or.jp>



(1) Phone application

Service ours are from 8:00 am-7:00 pm from Monday through Saturday.
(excluding Year-end and New Year)

※ It may be difficult to get through during busy times

(2) Internet application

(Accepted 24 hours, excluding Year-end and New Year and maintenance times)


① Enter the website address on the left and fill in the form.
(this will be the 'provisional application')

② You will receive a confirmation e-mail from the Large-sized Waste Center.

③ After confirming the content of the e-mail, click on the included link and apply with the 'formal application'.

(If 'formal application' is not completed within 24 hours, the request will be canceled.)

2 Purchase the Minato City large-sized waste ticket



Sample

Enter your name or 4-digit application number and the collection day on this tickets

Please purchase a Minato City large-sized waste ticket at a shop, supermarket, convenience store displaying the mark of dealing with these tickets or Minato Recycling and Waste Management Office. Without Minato City large-sized waste ticket, the item(s) will not be collected. Double-check your ticket at the time of purchase.

3 Put it out on the designated collection day

Place the item(s) at the designated location by 8:00 am on the collection day.

Enter your name or 4-digit application number and collection date on the ticket, stick it to the waste item(s) and place at the designated location by 8:00 am on the collection day.

※ Please refrain from placing it out the night before or after the collection time. Item(s) that have not been applied for will not be collected.

Some charges are free

Direct disposal

- Disposal location** Shibaura Waste Collection Work Office (3-1-18 Konan, Minato City). Please refer to the map on the right.
- Day** Every Sunday (excluding Year-end and New Year)
- Submission time** 9:00 am to 4:00 pm
- Fee** Please refer to the "Typical Large-sized waste fees" chart on pages 16 and 17.



※When bringing directly, please interpret the "Typical Large-sized waste fees" chart as follows.
 JPY 400 → free, JPY 800→400,
 JPY 1200 → 600, JPY 2000→1000,
 JPY 2400 → 1200, JPY 2800→1400



Shibaura Waste Collection Work Office 3-1-18 Konan, Minato City

Process from application to disposal

1 Apply to the Large-sized Waste Center

Please apply to the Large-sized Waste Center either by phone or online the same way as applying for house pick-up.

2 Purchase a Minato city large-sized waste ticket

If there are applicable charges, purchase a Minato City large-sized waste ticket just as you would for house pick-up and enter your name or the 4-digit application number and the date of bringing, then stick it to the large-sized waste.

3 Bring it on the designated day at the time of application

Please bring item(s) to the Shibaura Waste Collection Work Office between 9:00 am and 4:00 pm on the designated day at the time of application. You may bring item(s) by car.

- ※In order to prevent businesses from bringing waste, please bring a form of ID such as a driver's license (or a copy) to confirm the applicant resides in Minato City. In the event the address shown on the license is not listed as Minato City, please bring documentation proving residence in Minato City (utility bills, etc.).
- ※Same-day applications and submission of items not applied for will not be accepted. When visiting by car, please follow the directions of the staff and watch out for pedestrians and bicycles.
- ※The applicant is solely responsible for loading and unloading waste.

● Please watch out for malicious businesses Minato Recycling and Waste Management Office ☎ 03-3450-8025

● There are businesses which pass out fliers or have websites that claim they will dispose of unwanted household furniture, then charge obscene prices. Some even claim they will collect for free and then charge for disposal fees. Please only use authorized waste collection and transporting companies to protect yourself from becoming a victim. If you have any questions, please contact the Minato Recycling and Waste Management Office.

● Why not try using the Furniture Recycling Exhibit before disposing of large-sized waste?

● Minato City collects used wooden furniture from homes in the City free of charge and sells it at reasonable prices after screening.

See page 27 for details.

List of collection fees for typical large-sized waste

※When directly submitting large-sized waste, please interpret the fees on the 'Large-sized Waste Fees' chart below.
 JPY 400 → free, JPY 800→400,
 JPY 1200 → 600, JPY 2000→1000,
 JPY 2400 → 1200, JPY 2800→1400

We cannot collect anything longer than 180 cm as a rule.

Item name		Commission fee		
A	Accordion curtain	800		
	Air coolers	800		
	Air purifier	400		
	Antenna (BS antenna, etc.)	400		
	Aquarium	Shorter than 50 cm	400	
		50 cm and taller	800	
	Audio devices (excluding karaoke, speakers)	400		
B	Baby bath tub	400		
	Bags	400		
	Bamboo screen, reed screen	400		
	Baskets (waterproof baskets, bicycle baskets, etc.)	400		
	Bath tub cover	400		
	Bed	Mattress	1200	
		Single bed (excluding mattress)	1200	
		Semi-double bed (excluding mattress)	2000	
		Double bed (excluding mattress)	2000	
	Bunk bed	2400		
	Beer case, wine case	400		
	Bicycle	Less than 16 inches	400	
		16 inches and more	800	
	Bidet toilet (simple)	400		
	Blackboard, whiteboard	400		
	Blinds (180 cm or less)	400		
Bread machine	400			
C	Chair	Chair	400	
		Table	400	
		Camping equipment	Tent, tarp	400
			Outdoor cooking device	400
	Table with chairs	800		
	Cash box	400		
	Chairs (other than sofas)	400		
	Child seat (Including junior seats)	400		
	Children's toys	Except swings and slides	400	
		Swings and slides	800	
	Clothes box (clothes case)	400		
Clothes rack	Less than 1 m tall	400		
	Revolving type or 1 m or taller	800		
Computer case	400			
Computer table	800			
Cooler box	400			
Couch	800			
Crib (excluding mattress)	800			
Crib mattress	400			
Crutches (up to 2 pieces)	400			

Item name		Commission fee	
C	Curtain rail (less than 180 cm long)	400	
	Cushions	400	
D	Deck chairs	400	
	Dehumidifier	400	
	Desk	Double pedestal desk	2800
		Non-double pedestal desks	1200
	Dish dryer	400	
	Dishwasher dryer	1200	
	Duckboards	400	
E	Electric fans	400	
F	Fittings	Aluminum sash, glass doors	800
		Aluminum sash, except glass doors	400
Floor cushions (up to 5 pieces)	400		
Furniture (chest, cupboard, plywood-shelves, etc.)	Sum of height and width 135 cm or less	400	
	Sum of height and width 180 cm or less	800	
	Sum of height and width 270 cm or less	1200	
	Sum of height and width not more than 360 cm	2000	
	Sum of height and width 360 cm or above	2800	
Futon bed (futon with sleeves, summer blanket, electric blanket)	400		
Futon dryer	400		
G	Gas range (hot plate)	400	
	Glass plates (bundle)	400	
	Golf set (bag and up to 14 clubs)	400	
	Guitar case	400	
H	Halogen heater	400	
	Hand mirrors, full-length mirrors	400	
	Heater table	Electric heater table for household furnishings (excl. table top)	800
		Other than the above (excl. table top)	400
	Heater table top	400	
	Heaters (electrical space heaters)	800	
	High twig shear	400	
Hot plate	400		
Humidifier	400		
I	Infant items (except cribs)	400	
	Iron sheets (angle iron, aluminum, steel, stainless steel plate, step board, etc.)	400	
	Ironing board	400	
K	Keyboard (computer use)	400	
	Kitchen cart	400	
	Kick Board	400	
L	Ladder	400	
	Ladder (step ladder)	400	
	Laundry pole (less than 180 cm)	400	
	Laundry stand (1 set)	800	
Lighting fixtures	400		

List of collection days for recyclables and waste
 Sorting Waste / 3Rs and Reducing food loss Waste sorting app
 Recyclable plastics
 Recyclable items (Used papers, plastic bottles, bottles, cans)
 Combustible waste
 Incombustible waste
 Large-sized waste
 Other consultations / Illegal disposal
 Site-collection
 Items that cannot be collected by Minato City
 Efforts to reduce garbage
 Sorting list for recyclables and waste
 Let's stop food loss!

	Item name	Commission fee		
M	Massage chair (except the tatami chair type)	1200		
	Massage equipment (including the tatami chair type)	400		
	Mattress (incl. magnetic mattress)	400		
	Microwave	400		
	Mirror stand	Not longer than 40 cm	400	
		Longer than 40 cm, not longer than 70 cm	800	
		Longer than 70 cm	1200	
	Musical devices (excluding organs and synthesizers)	400		
O	Oil heater	800		
	Organ (including electone, electronic pianos)	2000		
	Oven	400		
	Oven with stove range	400		
P	Pails	400		
	Panel heaters	800		
	Pants press	400		
	Parasol	400		
	Pet items (excluding pet house)	400		
	Photocopying machine(home use)	1200		
	Picture frames	400		
	Pipes	400		
	Plastic case	400		
	Plastic container (plastic tank)	400		
	Pot	400		
	Pots (pressure cooker, wok, stock pot)	400		
	Printers (for household use)	20 cm tall or shorter	400	
		Taller than 20 cm, 30 cm or shorter	800	
		Taller than 30 cm	1200	
	R	Racks (slipper racks, baby seats, etc.)	400	
Radio cassette player		400		
Rice bin		400		
Rice cooker		400		
Roller shades		400		
Rugs, electric carpet		Smaller than 1 tatami mat	400	
		Larger than 1 tatami mat	800	
S		Scanner	400	
		Sewing machine	Table top type	800
			Other types	2000
	Sheets/boards (excluding glass and iron sheets)	400		
	Shopping cart (cart, walker for aged persons, etc.)	400		
	Shredder	Shorter than 60 cm for household use	400	
		60 cm and taller for household use	1200	
	Skis (including poles)	400		
	Small cookware	400		
	Snowboard	400		
	Sofa	1-seater	800	
		Seats 2 or more	2000	
	Sofa bed	2000		
	Space heater	Fan heater	800	

	Item name	Commission fee	
S	Space heater	400	
	Other types		
	Spade, shovel	400	
	Speakers	Largest side less than 50 cm	400
		Largest side 50 cm and longer	800
	Stand	Longest side less than 1 m	400
		Longest side 1 m and longer	800
	Stereo set	Shorter than 80 cm	400
		80 cm and wider	2000
	Stroller	400	
	Suitcase	400	
	T	Table top	Longest side less than 1 m, non-glass
Longest side less than 1.5 m, non-glass			800
Longest side 1.5 m or longer, non-glass			1200
Table, tatami table		Glass, longest side less than 1 m	800
		Glass, longest side is 1 m or longer	1200
		Longest side less than 1 m, excluding glass top	400
		Longest side less than 1.5 m, excluding glass top	800
Table, tatami table		Longest side 1.5 m and greater, excluding glass top	1200
		Glass and longest side is less than 1 m	800
		Glass and longest side is 1 m or longer	1200
Tatami (1 roll)		1200	
Tatami chairs		400	
Tea box		400	
Telefax, facsimile (for household use)		400	
Telephone (for household use)	400		
Telephone stand	400		
Tile carpet (up to 5 tiles per bunch)	400		
Toaster	400		
Toy vehicles	400		
Traveler's bag	400		
Treadmill	2000		
Trolley	800		
TV stand	Less than 1 m wide	400	
	More than 1 m wide and top is made of glass	1200	
	More than 1 m wide and top is not made of glass	800	
U	Umbrella stand	400	
V	Vacuum cleaner	400	
	Vacuum cleaner accessories	400	
	VHS player (incl. DVD player, recorder)	400	
W	Waste basket	400	
	Water heater	800	
	Water purifier	400	
	Wheelchair	800	
	Wood, wooden pots (excluding earth)	400	
	Wooden boxes	400	
	Wooden carpet	Less than 6 tatami wide	800
		More than 6 tatami wide	1200
	Word processor	400	

Home pick-up

- Details** The staff will visit your home and collect item(s) from your doorstep.
- Applicable for** Households made up of only elderly individuals over the age of 65 or people with disabilities who cannot take waste to collection points themselves and households who do not have such help.
- Fees** Free of charge
- Application** Please call or send a fax to the Minato Recycling and Waste Management Office for consultation. The staff will visit your home to confirm the current disposal situation and grant or deny permission. Please make sure the applicant and a third party are present during the staff check.

Large-sized waste dispatch collection

- Details** The staff will visit your home and pick-up large-sized waste.
- Applicable for** Households made up of only elderly individuals over the age of 65 or people with disabilities who cannot take large-sized waste to entryway of home and households who do not have such help.
- Fees** Pick-up fee is free of charge but a large-sized waste ticket is required for each item. (In some cases the ticket may be waived. Please inquire for details.)
- Application** Please call or send a fax to the Minato Recycling and Waste Management Office for consultation. The staff will visit your home and confirm if waste can be picked up. However, in principle, item(s) may not be collected under the following circumstances.
 - (1) Applicant cannot be present during the check or pick-up
 - (2) Pick-up may cause damage to building
 - (3) Large-sized waste cannot be picked up without being disassembled
 - (4) There are dangers or risks involved in pick-up
 - (5) If you have to move (if your points are low or you have enough time before moving), we may be able to collect it.

Contact guidance

The staff, while talking with people of the district, are making efforts in improving their disposal methods and behavior. Those who have trouble following the segregation and collection days please consult the Minato Recycling and Waste Management Office.

Extra waste collection

When a great amount of waste has to be disposed at one time due to the move of a household or pruning of trees, usual collection can not correspond to the need. Please consult the Minato Recycling and Waste Management Office. Do not take your waste directly to the Minato Recycling and Waste Management Office and Minato incineration plants.



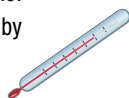
Lending out bird preventive nets

In order to prevent crows and cats from scattering garbage at the waste collection site, the city lends out the bird preventive nets free of charge to the person who can take care of the collection site. Apply to the Collaboration Project Section of each Regional City Office or Minato Recycling and Waste Management Office.



About submitting waste which includes mercury

Garbage including mercury may cause stoppage in the incinerator at the waste plant. When submitting thermometers or manometers, please contact the Minato Recycling and Waste Management Office. A representative will collect directly from your home. Items submitted by businesses cannot be collected by the City.



Waste collection locations

There are about 12,000 waste collection sites in the City and people in the community are voluntarily cleaning and keeping the dustbins in good condition. While locations of the waste collection sites and their users are determined based on opinions of the people in the community, the locations should be the places where collection can be conducted safely. Please consult the Minato Recycling and Waste Management Office on matters regarding collection sites.

List of collection days for recyclables and waste
Sorting Waste / 3Rs and Reducing food loss Waste sorting app
Recyclable plastics
Recyclable items (Used papers, plastic bottles, bottles, cans)
Combustible waste
Incombustible waste
Large-sized waste
Other consultations / Illegal disposal
Site-collection
Items that cannot be collected by Minato City
Efforts to reduce garbage
Sorting list for recyclables and waste
Let's stop food loss!

Disposal of deceased pets and other animals

The Minato Recycling and Waste Management Office will collect and bury the deceased pet for the fee of 2,600 yen per pet (less than 25 kg). Apply to the Minato Recycling and Waste Management Office. The Minato Recycling and Waste Management Office will collect stray animals deceased on your property or on the metropolitan road free of charge. Contact the Minato Recycling and Waste Management Office. Concerning municipal roads and national roads, see page 20 for the contact numbers.



Place of finding	Contact	Telephone number
Pets-Private land	Minato Recycling and Waste Management Office	03-3450-8025
Municipal roads	Public Works Subsection, Shiba Regional City Office	03-3578-2032
	Public Works Subsection, Azabu Regional City Office	03-5114-8803
	Public Works Subsection, Akasaka Regional City Office	03-5413-7015
	Public Works Subsection, Takanawa Regional City Office	03-5422-7941
	Public Works Subsection, Shibaura-konan Regional City Office	03-6400-0032
Metropolitan roads	Minato Recycling and Waste Management Office	03-3450-8025
	<small>* Contact the Metropolitan Road Management Contact Room during the non-business hours of the Minato Recycling and Waste Management Office.</small>	03-3343-4061
National roads	National Road Yoyogi Branch (National Route 246)	03-3374-9451
	National Road Shinagawa Branch (National Route 1,15)	03-3799-6315

How to dispose of recyclable items and waste from business activities

In principle, recyclable items and waste from business have to be disposed of at the responsibility of the business establishments.

Recyclables or waste discarded by businesses must be handled privately. Therefore, in principle, the City will not collect such waste. All businesses must request waste collection/processing by an authorized waste collection and transporting company.

※ Companies denied by waste collection and transporting companies due to small amount of waste should inquire with the Minato Recycling and Waste Management Office. We will inform the companies which can collect and transport the waste.

Waste Management and Public Cleansing Act

Article 3 of the “Waste Management and Public Cleansing Act” establishes that “Businesses must assume responsibility for waste generated from their own business activities and carry out its proper processing.”

In addition, article 9 “Minato City Ordinance on the Processing and Reuse of Waste” establishes that “The business must take responsibility of the waste from its business and process it properly.”

Regarding the disposal of wastes from home care

We have the following for the disposal of wastes from home care

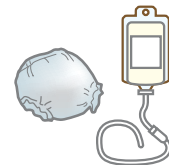
Combustible waste Gauze, degreasing line, testing paper, diapers, IV bag, syringes, CAPD bag and its attached tube etc.

Incombustible waste Empty medicine bottles, etc.

Injection needles Return injection needles to the medical institution (hospital or clinic) that prescribed them, dispensing pharmacy, or home-visit nursing station.

Things to remember when disposing of waste from home

- CAPD bags and other medical-use bags should be emptied, with the residue properly treated, before putting them out as combustible waste.
- When putting them in bags for disposal, please be careful not to tear the bags.
- Please flush the dirty content of diapers in toilets before disposal.



Illegal disposal is a criminal offense!!



In order to prevent illegal disposal

Always clean your housing lot and surrounding areas. If waste is scattered around your house, waste may be thrown in one after another.

Further, the land owner or custodian is responsible for waste illegally abandoned on private land and private road. As for illegal disposal at the waste collection place, consult Minato Recycling and Waste Management Office.

If you find illegally abandoned waste:

Contact the following for the location illegal disposals have been discovered.

Place of finding	Contact	Telephone number
Depot	Minato Recycling and Waste Management Office	03-3450-8025
	Community Development Subsection, Shiba Regional City Office	03-3578-3104
Municipal roads	Community Development Subsection, Azabu Regional City Office	03-5114-8815
	Community Development Subsection, Akasaka Regional City Office	03-5413-7038
	Community Development Subsection, Takanawa Regional City Office	03-5421-7664
	Community Development Subsection, Shibaura-konan Regional City Office	03-6400-0017
Metropolitan roads	First Construction Office, Construction Bureau	03-3452-1464
	National Road Yoyogi Branch (National Route 246)	03-3374-9451
National roads	National Road Shinagawa Branch (National Route 1,15)	03-3799-6315

Site-collection

Site collection

Site-collection is a system in which the city uses collection boxes installed in each Regional City Office to collect small-sized home appliances, plastic bottle caps, used clothing, waste cooking oil, used fluorescent lights and dry-cell batteries. **Items are limited to household items.** Locations of collection boxes are included in the Site-collection list on page 23.



Used small-sized home appliances (9 targeted collection items)

Some of small-sized home appliances disposed as incombustible waste contain useful metals (rare metals such as palladium or precious metal such as gold, silver, copper). Minato City utilizes these used small-sized home appliances effectively as resources and promotes recycling of useful metals.

How to dispose

- Please dispose directly to the yellow collection boxes installed at 13 city owned facilities.

9 targeted collection items



Cellphones



Digital cameras



Portable video cameras



Mobile music players



Portable game devices



Electronic dictionaries



Portable car navigation systems



Electronic calculators



Cords such as AC adapters



Used small-sized home appliances collection box

* Note

- Please erase personal information on the cellphone, etc.
- Remove all batteries, including lithium-ion batteries.
- * Personal information on cellphones and such is managed appropriately by the locking or crushing processes.

Plastic bottle caps collection

Collected caps are sold to recycling companies and the proceeds are donated as "Plastic Bottle Cap Funds" to the Japan Committee for UNICEF. Plastic bottle caps can also be submitted at collection locations as plastic waste, but submission to site-collection is preferred.



Used clothing collection

Please wash clothing and place it in a transparent bag and take the bag to the collection box. Dry cleaning is unnecessary. Collected used clothing is mainly reused overseas.

Collectable items


- All clothing that can be reused.
- Shoes and socks (only those with both left and right counterparts), towels, traditional clothing, an obi etc.



※ Items must be reusable, so only items that can be worn again are allowed.

Items that cannot be collected

- Futons, cushions, pillows, rugs, carpets, etc.
- Rubber or vinyl items such as rubber boots, raincoats, etc.
- Company or other uniforms, items with names.
- Items used by pets.
- Items that are very dirty or wet.



* Note

- Please wash before submitting. Dry cleaning is unnecessary.
- It is not necessary to remove decorations such as buttons and belts.
- Shoes and socks must include both left and right counterparts.
For sets that may get separated, please tie together with string or rubber band.
- Please use a transparent bag for bringing.
- Please separate shoes from clothing.
- When bringing on rainy days, please make sure items are not wet from rain.




Site-collection

Collection of waste cooking oil

Let the waste cooking oil cool down to a room temperature and pour into an airtight container such as a plastic bottle using a funnel and close the cap tightly, and bring it to a place where a collection box is installed.

* Limited to cooking oil only. Do not put oil other than cooking oil such as petroleum oil.

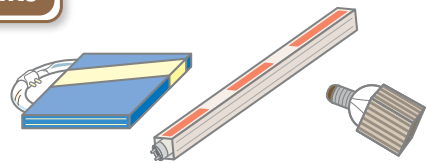
* Cooking residue can be in the oil.



Collection of used fluorescent lights

Put straight tube/circle type fluorescent lights back into the original packages from the time of purchase or wrap them into newspaper to avoid getting broken, and bring them to a place where a collection box is installed.

* Please dispose of broken fluorescent lamps as incombustible waste.



Collection of used dry-cell batteries

Dry-cell batteries are included in precious resources. Collection boxes are installed at each Regional City Office, library and Ikiiki Plaza in order to efficiently utilize that resource.

Items that can be collected

- Alkaline or manganese dry-cell batteries or (only cell-shaped)



Items that cannot be collected

- Rechargeable batteries, button-type batteries, cellphone battery packs, car batteries, etc.



According to the Tokyo Fire Dept., when rechargeable batteries or button type batteries such as lithium ion batteries are compressed, they may emit smoke and sparks. When disposing of these types of batteries, there is risk of fire from the compression function in garbage trucks. **Please dispose of rechargeable or button-type batteries such as lithium ion batteries by placing them in collection boxes at retail locations.**

Recycling of dentures

Disused dentures can be recycled for social welfare.

After cleaning and sterilizing in boiling water and such, wrap it in a thick piece of paper, put it in a vinyl bag, and put it in a denture collection box (right photo) installed at the Minato Council of Social Welfare and each Regional City Office.

The metal part of collected dentures is refined, exchanged for cash and donated to the Minato Council of Social Welfare and UNICEF.



Contact the Minato Council of Social Welfare for details. ☎ 03-6230-0280

List of collection days for recyclables and waste
 Sorting Waste / 3ks and Reducing food loss Waste sorting app
 Recyclable plastics
 Recyclable items (Used papers, plastic bottles, bottles, cans)
 Combustible waste
 Incombustible waste
 Large-sized waste
 Other consultations / Illegal disposal
 Site-collection
 Items that cannot be collected by Minato City
 Efforts to reduce garbage
 Sorting list for recyclables and waste
 Let's stop food loss!

Table of site collection

Installation location	Address	Collection Items					
		Used Small household appliances	Plastic bottle caps	Used clothing	Waste cooking oil	Used fluorescent lights	Used batteries
Shiba Regional City Office (Minato City Office)	1-5-25 Shibakoen	●	● ※	●			●
Azabu Regional City Office	5-16-45 Roppongi	●	● ※	●			●
Akasaka Regional City Office	4-18-13 Akasaka	●	● ※	●			●
Takanawa Regional City Office	1-16-25 Takanawa	●	● ※	●			●
Shibaura-konan Regional City Office	1-16-1 Shibaura	●	● ※	●			●
Shibaura-konan Civic Center	4-13-1 Shibaura	●	● ※				
Shibaura-konan Regional City Office Daiba Annex	1-5-1 Daiba	●	●	●			●
Daiba Civic Center	1-5-1 Daiba		●				
Minato Recycling and Waste Management Office	3-9-59 Konan	●	●	●	●	●	●
Minato Recycling and Waste Management Office Operations Contact Center	3-9-6 Moto-azabu			●	●	●	
Eco Plaza	1-13-1 Hamamatsucho	●	● ※	●		●	●
Mita Ikiiki Plaza	4-1-17 Shiba	●	●				
Azabu Ikiiki Plaza	3-9-11 Moto-azabu		●				
Iigura Ikiiki Plaza	2-16-11 Higashi-azabu	●	●				
Aoyama Ikiiki Plaza	2-16-5 Minami-aoyama	●	● ※				●
Seinan Ikiiki Plaza	4-10-1 Minami-aoyama						●
Toyooka Ikiiki Plaza	5-7-7 Mita		●				
Takanawa Ikiiki Plaza	3-18-15 Takanawa		●				
Shirokane Ikiiki Plaza	3-10-12 Shirokane		●				
Shirokanedai Ikiiki Plaza	4-8-5 Shirokanedai	●					●
Konan Ikiiki Plaza Yutorimu	4-2-1 Konan		●				
Minato Library	3-2-25 Shibakoen						●
Mita Library	5-28-4 Shiba						●
Azabu Library	5-12-24 Roppongi						●
Akasaka Library	1-3-3 Minami-aoyama						●
Takanawa Library	1-16-25 Takanawa						●
Konan Library	3-3-17 Konan						●

*Directly collected by the Minato City Recycling Co-op

List of collection days for recyclables and waste

Sorting Waste / 3Rs and Reducing food loss Waste sorting app

Recyclable plastics

Recyclable items (Used papers, plastic bottles, bottles, cans)

Combustible waste

Incombustible waste

Large-sized waste

Other consultations / Illegal disposal

Site-collection

Items that cannot be collected by Minato City

Efforts to reduce garbage

Sorting list for recyclables and waste

Let's stop food loss!

Items that cannot be collected by Minato City

Items defined by the Home Appliance Recycling Law

Items



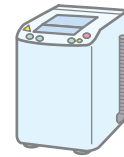
Air conditioners



Televisions
(Cathode-ray tube, LC and Plasma)



Refrigerators / Freezers



Washing machines



Cloth Dryers

How to dispose

When you buy a new item.



Contact the store where you plan to buy a new item.

When you want to dispose of an item.



Contact the store where you bought the item.

When you don't know the store where you bought the item.



*Please check the manufacturer's name and the model number beforehand.

Contact the Electric Appliances Recycling Reception Center.

☎ **03-5296-7200**
(8:00 am-5:00 pm Mondays to Saturdays)

Online application (24 hours)
<https://kaden23rc.tokyokankyo.or.jp>

Personal computers

Collection by the manufacturer Please contact the manufacturer.

- Collection of computers with a PC recycling mark is free of charge. Please check the manufacturer's website for how to apply for collection.
- If the manufacturer is unknown, contact the PC3R Promotion Association Institute (☎03- 5282-7685).

Collection by a delivery service Please contact RenetJapan Inc., the City's partner business operator.

- Apply for collection via Renet Japan's website (<https://www.renet.jp/>). A delivery service will come to your home to collect the computer at your preferred time.
- If the collected items include a computer, the collection of items in one box will be free of charge. (Size of one box: Sum of the dimensions is 140 cm or less; Weight: 20 kg or less) Printers and other peripheral devices can be collected with the computer.

Fees are charged for the collection of PCs without the PC Recycle mark (those purchased before October 1, 2003).



Desktop computer devices



Notebook computers



CRT displays



LCD displays



CRT displays Integrated model computers



LCD displays Integrated model computers

Motorcycles

For inquiries

2-wheel vehicle recycle call center

☎ **050-3000-0727**

(Mondays to Fridays (except holidays) 9:30 am-12:00 pm, 1:00pm-5:00pm)

Japan Automobile Recycling Promotion Center

Homepage: <https://www.jarc.or.jp/motorcycle/>



Fire extinguishers (Fire extinguishers are recycled.)

Minato City does not collect fire extinguishers. Fire extinguishers are disposed of by the Fire Extinguisher Recycling Promotion Center in cooperation with specified local counters.

Fire Extinguisher Recycling Promotion Center Co., Ltd.

☎ **03-5829-6773**

9:00-17:00 (Except from 12:00 to 13:00)

Excluding weekends, holidays and New Year's holidays



Dangerous articles and others difficult to deal with

For their disposal, please inquire at the store it was purchased or its manufacturer.

Dangerous articles

The city does not collect harmful, dangerous, inflammable and vile-smelling articles and other articles difficult to deal with.



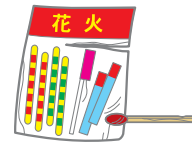
Chemicals



Petroleum
(kerosene, gasoline, thinner, etc.)

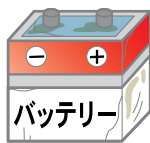


Paint

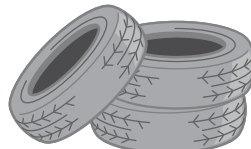


Matches, fireworks
(if unused or in great quantity)


Other articles difficult to deal with



Batteries



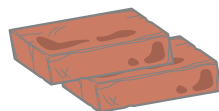
Tires



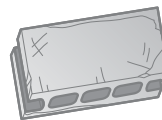
Pianos



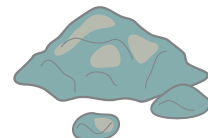
Fireproof safes



Bricks



Concrete blocks



Stones, rocks



Should the name of the store purchased or the name of the manufacturer be unclear, please consult a specialized company or waste collection and transporting company.



Soil, sand

For inquiries

Shidashoten Company (Mon-Sat (except New Year) 8:00 am-8:00 pm)

☎ **0120-937-277** Homepage: <https://www.shida-eco.com>

Wisteria Garden (Mondays to Saturdays (except holidays) 9:00 am – 5:00 pm)

☎ **03-5374-2220** Homepage: <http://wisteria-garden.eco.coocan.jp>

* The above are collection companies are handled by the Minato Recycling and Waste Management Office.

Please inquire at the respective companies.



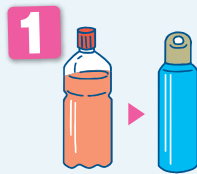
List of collection days for recyclables and waste
Sorting Waste / 3Rs and Reducing food loss Waste sorting app
Recyclable plastics
Recyclable items (Used papers, plastic bottles, bottles, cans)
Combustible waste
Incombustible waste
Large-sized waste
Other consultations / Illegal disposal
Site-collection
Items that cannot be collected by Minato City
Efforts to reduce garbage
Sorting list for recyclables and waste
Let's stop food loss!

Efforts to reduce garbage

About Ocean Plastic

Plastic is light and durable, and can be transformed into various shapes, making it an essential part of our lives. In recent years, it has become a problem that plastics flowing into the oceans are having an adverse impact on our environment. Let's work on **Easy Action 12** to prevent one-way generation of plastic, and plastic runoff into the ocean due to littering!

Reduce Unnecessary Plastic Easy Action 12



1

Bring your own bottle!

Instead of drinking from plastic bottles, use your favorite bottle or tumbler. Some bottles are also compact and foldable.



2

Use your own bag

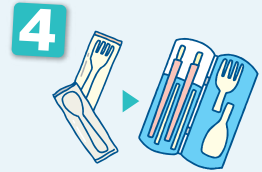
Instead of getting shopping bags at convenience stores and supermarkets, always carry your own bag. It is convenient to have two sizes of bag, large and small.



3

Would you like to make your own lunch box?

Lunch boxes and cup ramen containers at convenience stores and supermarkets are also made of plastic. If you make your own lunch box, you can reduce plastic garbage, and be healthy too.



4

Take your own cutlery!

You never take plastic forks and spoons home to eat. But you can take your own cutlery to your workplace. Just say "I don't need plastic forks and spoons".



5

Use something that can be re-used many times!

Don't over-use convenient wraps and zipper bags for preserving food, and 'balans' that separate cooked dishes! Use ceramic or glass containers, or silicon products that can be re-used. Use something that can be re-used many times!



6

Use refillable products!

Use refillable products for shampoo, rinse, soap, or ballpoint pens. Perfect if you choose stylish ceramic or glass containers!



7

Let's choose simple packaging!

Refuse excessive packaging when you buy things at the store. Simple packaging can reduce household waste. Always choose simple packaging.



8

Do you really need promotion goods?


Plastic used in pocket tissues, fans and balloons which are distributed all over the city. Although it's easy to get them because they're free, don't accept so many promotion items.



9

Avoid using vinyl umbrellas!


You easily forget vinyl umbrellas, or you easily break them and throw them away, because you can get them so easily. If you use sturdy or folding umbrellas carefully, you can reduce plastic garbage.



10

Use reusable tableware!

Let's reduce disposable tableware at parties and events by using reusable tableware. Minato City also lends and subsidizes reusable tableware.



11

Please don't buy too many things!

Many plastics are also used for miscellaneous goods that are just over-purchased. Please don't buy too many things. If you do buy them, use them carefully to reduce garbage.



12

Make good use of recycled products!

When purchasing clothing, always choose recycled products such as recycled polyester. When purchasing items other than clothing, choose Eco Mark certified products that conform to the Green Purchasing Law.

Charges for shopping bags at checkouts

From July 1, 2020, shopping bags will be charged on a nationwide basis. As a first step toward solving the problem of ocean plastic waste and global warming, the aim is to encourage consumers to change their lifestyle, such as by bringing their own bags, by making them pay for shopping bags at store checkouts. For details, please see the following website.

Ministry of Economy, Trade and Industry website <https://www.meti.go.jp/policy/recycle/>

Charges for shopping bag Starting on July 1

Search

Why not check the furniture recycling display?

“It can still be used” “It would be a shame to throw it away!” Do you have these kinds of furniture just lying about your home? The city will collect unwanted wooden furniture in good condition, free of charge, after assessing the quality of each piece, in order to reduce the amount of large-sized waste and promote effective use of resources through reusing the furniture.

After simple cleaning and repairs, the collected furniture will be exhibited at the furniture recycling exhibition and will be sold for a fee to the first buyer. Each household may buy up to two pieces of furniture at a time. The selling price is anywhere between 1,000 yen and 10,000 yen, depending on the size and quality of the furniture. Deliveries are available to locations in Minato City and nearby districts. (transport of the item will be paid by buyer)



We will collect your good-quality unwanted household furniture.

How to Apply

All furniture must be assessed. Assessments will be made by prior appointment so please contact the "Furniture Recycling Exhibition Office," below.

Also, depending on screening results, collection may not be available of charge. We appreciate your understanding. Furthermore, collection may not be available free of charge if the location for collection is in a floor over the 3rd floor and there is no elevator in the building, the load cannot be transported through the entrance, etc. We appreciate your understanding.

If you would like to see and buy the furniture on display !

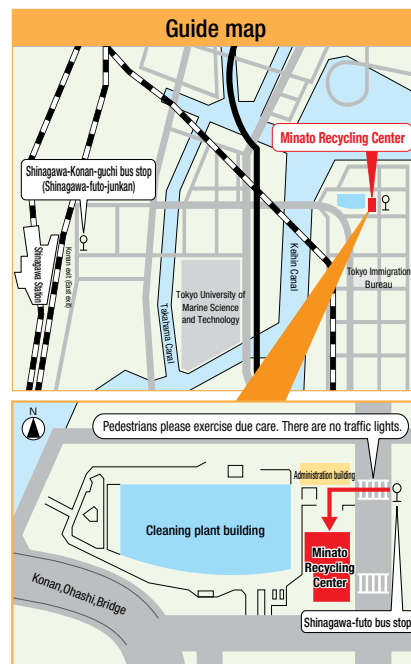
Furniture-Recycling Exhibition Space

- **Place** Minato Resource Recycle Center
(Minato incineration plant site, 5-7-1 Konan, Minato City)
- **Hours** 9:30am-4:30pm
※ The Center will close at 4:30pm so make sure you visit with enough time.
- **Closed** Closed on Sundays, the 3rd Thursday of every month, Dec 28 to Jan 3
- **Access** Tobus (Shina 99)Shinagawa -futo round trip
Shinagawa-Konan-guchi exit→Shinagawa-futo bus station 1 minute by foot
※ There are no parking lots. General vehicles are not allowed to enter,so please use public transportation.

For inquiries about the application to take the items and the display dates

Furniture Recycle Display Office

☎ 03-3472-8186



Subsidies for purchase costs of household garbage disposal machines, etc.

In this ward, for households which purchased garbage disposal machines which help to reduce garbage, part of the purchase cost is subsidized. The subsidy is one half of the purchase amount, up to a maximum of 20,000 yen.

For details such as requirements, please contact the Minato Recycling and Cleaning Office or visit the Minato City website. The application form can also be downloaded from the Minato City website.



For further information, contact the Minato Recycling and Cleaning Office, ☎ 03-3450-8025
Minato Ward website: <https://www.city.minato.tokyo.jp/>

Sorting list for recyclables and waste

	Item	Product name	Recyclable plastics	Recyclable items	Combustible waste	Incombustible waste	Large-sized waste	Others	Remarks		
A	AC adapter					●			Site-collection is also available. Turn to page 20.		
	Adhesive tape	Packing tape, curing tape			●						
	Air conditioner							●	Turn to page 24.		
	Air purifier						●		Turn to page 14.		
	Albums	Album (paper)			●						
		Album (with metal parts)					●				
	Aluminum foil						●				
Animal remains								●	Turn to page 19.		
B	Bamboo skewers				●				Wrap in newspaper and label as “キケン” (Dangerous) before disposal.		
	Battery							●	Turn to page 25.		
	Battery chargers					●					
	Bed						●		Turn to page 14.		
	Belts	Belts (leather)			●						
		Belts (with a lot of attached metal)					●				
	Bicycle						●		Turn to page 14.		
	Binder	Binder (paper)			●					Please remove the metal part.	
		Binder (plastic)	●							If it won't come off, dispose with incombustible waste.	
	Blades, needles						●		Wrap in newspaper and label as “キケン” (Dangerous) before disposal.		
	Blanket						●		Turn to page 14.		
	Blender						●				
	Books	Books		●						Please tie confectionery boxes, wrappers, envelopes etc. together for disposal.	
		Book cases						●		Turn to page 14.	
	Bottles	Bottles (for food or beverage)		●						Please remove caps/lids from bottles.	
		Bottles (glass flower vase, make-up)						●			
		Bottles (broken)						●		Wrap in newspaper and label as “キケン” (Dangerous) before disposal.	
	Bubble wrap (packing material)		●								
	C	Calculator, electronic dictionary					●			Site-collection is also available. Turn to page 20.	
		Camera					●			Digital cameras are also collected at sites. Turn to page 20.	
		Can	Can (18 liters)					●			
			Can (for food or beverage, clean)		●						For eating (drinks, sweets, seaweed, petfood etc.).
Can (for food and beverage, dirty)							●				
Spray can							●			Empty content, write “キケン” (Dangerous) on the bag and dispose separately from incombustible waste. Turn to page 13.	
Candles					●						
Carpet							●		Turn to page 14.		
Carton		Carton (white interior)		●							
		Carton (non-white interior)			●						
Carton box		Carton (non-waxed)		●							
		Carton (waxed)			●						
Cassette tapes					●						
CD					●				CD cases are grouped with recyclable plastics.		
Chopping board		Chopping board (plastic)	●								
	Chopping board (wood)			●					For longer than 30cm turn to page 14.		
Cigarettes	Cigarettes (cellophane wrap)	●									
	Cigarettes (butt)			●							

List of collection days for recyclables and waste

Sorting Waste / 3ks and Reducing food loss Waste sorting app

Recyclable plastics

Recyclable items (Used papers, plastic bottles, cans)

Combustible waste

Incombustible waste

Large-sized waste

Other consultations / Illegal disposal

Site-collection

Items that cannot be collected by Minato City

Efforts to reduce garbage

Sorting list for recyclables and waste

Let's stop food loss!

	Item	Product name	Recyclable plastics	Recyclable items	Combustible waste	Incombustible waste	Large-sized waste	Others	Remarks	
C	Cigarettes	Cigarettes (box)			●					
	Clothes				●				Please remove metals that can be removed. Turn to page 21.	
	Clothes box						●		Turn to page 14.	
	Computer	Computer (main unit)							●	Manufacturer or turn to page 24.
		Computer (mouse)				●				
	Curtain					●				
D	Curtain rail						●		Turn to page 14.	
	Dentures							●	Turn to page 26.	
	Deodorant				●					
	Desiccant				●					
	Diapers				●				Flush body waste down the toilet before disposing.	
	Dry cell battery	Dry cell battery (cylindrical)					●			Site-Collection is also available. Turn to page 22.
Dry cell battery (button type, rechargeable)								●	Turn to page 22.	
DVD					●				Dispose DVD case with recyclable plastics.	
E	Egg tray	Egg tray (paper)			●					
		Egg tray (plastic)	●							
	Envelopes	Envelopes (paper)		●						Turn to page 8 Tie magazines, confectionery boxes, and wrappers together before disposal. Remove the plastic window and dispose with recyclable plastics. If the window is made of paper dispose as is with recyclable materials.
		Envelopes (plastic)	●							
Extension cord					●			Site-collection is also available. Turn to page 20.		
Eyeglasses					●			If the lens and frame are made of plastic, then dispose with recyclable plastics.		
F	Facsimile						●		Turn to page 14.	
	Fermented soybean pack (tray)		●						Soak with water until the dirt easily comes off.	
	Fire extinguisher							●	Turn to page 25.	
	Fireworks	Fireworks (used)			●					Remove water before disposal.
		Fireworks (unused)							●	Please consult with the store or a specialist.
		Wrapper			●					Dispose the plastic with recyclable plastics.
	Floppy disk (FD)				●					
	Fluorescent light					●			Site-collection is also available. Turn to page 22.	
	Frying pan					●			If 30 cm or greater, turn to page 14.	
	Futon bed						●		Turn to page 14.	
G	Gas cartridges					●			Empty contents, write "キケン" (Dangerous) on the bag and dispose separately from incombustible waste. Turn to page 13.	
	Golf items	Golf clubs, golf bag					●		Turn to page 14.	
		Golf balls			●					
	Gravel for pets	Paper, tofu refuse, silica gel			●					
		Sand, bentonite				●				
	Grocery bags		●							
H	Hair dryer					●				
	Hairspray					●			Empty contents, write "キケン" (Dangerous) on the bag and dispose separately from incombustible waste. Turn to page 13.	
	Hangers	Entirely plastic	●							Even If the hook is made of metal, dispose with recyclable plastics.
		Wood			●					Even If the hook is made of metal, dispose with combustible waste.
Metal					●					
I	Ink cartridge	Ink cartridge (for printer use)			●				As much as possible, put in the collection box of the product store.	
	Insecticide				●					
	Iron					●				
	Ironing board						●		Turn to page 14.	

List of collection days for recyclables and waste

Sorting Waste / 3Rs and Reducing food loss Waste sorting app

Recyclable plastics

Recyclable items (Used papers, plastic bottles, bottles, cans)

Combustible waste

Incombustible waste

Large-sized waste

Other consultations / Illegal disposal

Site-collection

Items that cannot be collected by Minato City

Efforts to reduce garbage

Sorting list for recyclables and waste

Let's stop food loss!

Sorting list for recyclables and waste

	Item	Product name	Recyclable plastics	Recyclable items	Combustible waste	Incombustible waste	Large-sized waste	Others	Remarks
K	Kettle					●			
	Keyboard	Keyboard (for computers)					●		Turn to page 14.
	Knife					●			Wrap in newspaper and label as “キケン” (Dangerous) before disposal.
L	Laundry machine							●	Turn to page 24.
	Laundry pole						●		Turn to page 14.
	Leather goods	Leather goods (bags etc.)			●				For longer than 30 cm turn to page 14.
	Light Bulbs					●			
	Lighter					●			Turn to page 13.
	Luggage						●		Turn to page 14.
	M	Magazines			●				
Make-up containers	Bottle					●			
	Plastic case				●				
Mattress						●		Turn to page 14.	
Mechanical pencil				●				If made of metal dispose with incombustible garbage.	
Medical waste							●	Turn to page 19.	
Medicines							●	Please consult with the store where it is sold or with specialists.	
Microwave							●	Turn to page 14.	
Mobile phones	Mobile phone (body, battery)							●	Site-collection is also available. Turn to page 20.
	Mobile phone charger					●			
Motorcycle							●	Turn to page 24.	
N	Newspapers			●					Dispose together with inserted advertisements (leaflets).
Notebook				●					Turn to page 8.
O	Office paper	Other recyclable papers		●					Turn to page 8.
Oil	Oil (cooking oil)				●				Site-collection is also available. Turn to page 22.
	Oil containers (metal, glass)					●			
	Oil containers (plastic)				●				
Pail	Pail (metal)					●			For greater than 30 cm turn to page 14.
	Pail (plastic)		●						For greater than 30 cm turn to page 14.
Paint							●	Turn to page 25.	
Paper bag	Other recyclable papers		●						Turn to page 8.
Photographs				●					
Pill pack film			●						For tablets (medicine) turn to combustible materials.
Plant pot	Plant pot (clay)					●			For 30 cm and greater, turn to page 14. For the treatment of soil, turn to page 25.
	Plant pot (plastic)		●						For 30 cm and greater, turn to page 14. For the treatment of soil, turn to page 25.
Plastic bottles			●						Dispose caps/lids and labels from bottles with recyclable plastics.
Pocket flashlight						●			Remove batteries before disposal.
Pocket warmer	Pocket warmer (disposable)					●			
Portable gas stove						●			Longer than 30 cm, turn to page 14.
Potholder				●					
Pots						●			Longer than 30 cm, turn to page 14. (Excluding handle)
Printers							●		Turn to page 14. Dispose ink cartridges in collection boxes at stores where it is sold.
R	Rain gear	Rain gear (rain coats)			●				
Raw garbage					●				Please remove water.
Razor						●			Wrap in newspaper and label as “キケン” (Dangerous) before disposal.

List of collection days for recyclables and waste

Sorting Waste / 3Rs and Reducing food loss Waste sorting app

Recyclable plastics

Recyclable items (Used papers, plastic bottles, bottles, cans)

Combustible waste

Incombustible waste

Large-sized waste

Other consultations / Illegal disposal

Site-collection

Items that cannot be collected by Minato City

Efforts to reduce garbage

Sorting list for recyclables and waste

Let's stop food loss!

	Item	Product name	Recyclable plastics	Recyclable items	Combustible waste	Incombustible waste	Large-sized waste	Others	Remarks
R	Refrigerant				●				
	Refrigerator							●	Turn to page 24.
	Rice cooker					●			For larger than 30 cm turn to page 14.
	Rubber	Rubber items			●				Please cut to within 30 cm in length.
	Rubber bands				●				
S	Saw	Saw				●			Turn to page 13.
		Saw (electric)					●		Turn to page 14.
	Screwdriver	Screwdriver (tool)				●			
	Scrubbing brush	Scourer (metal)				●			
		Scrubbing brush (nylon, hair)			●				
	Sewing machine						●		Turn to page 14.
	Shampoo (bottled)		●						Rinse insides with water before disposal.
	Shoes	Shoes, sneakers, boots etc.			●				
	Shredded paper				●				
	Soil, sand	Soil, sand (gardening)						●	Turn to page 25.
	Sponges				●				
	Stockings				●				
	Strainer	Strainer (metal)				●			
		Strainer (plastic)	●						
	Straw		●						Paper turn to combustible waste.
	Stroller						●		Turn to page 14.
	Stuffed toys				●				For greater than 30 cm turn to page 14.
	Styrofoam packing	Styrofoam packing	●						Dispose powder particles with combustible waste.
T	Tableware	Tableware (glass, ceramic)				●			
		Tableware (plastic)	●						
	Tatami chair						●		Turn to page 14.
	Thermometer	Thermometer (digital)				●			
		Thermometer (mercury)						●	Turn to page 18.
	Tires							●	Turn to page 25.
	Tissue box			●					Dispose the plastic parts with recyclable plastics.
	Toner							●	Consult with the store or manufacturer.
	Toothbrush	Toothbrush	●						
		Electric toothbrush				●			
	Toothpick				●				
	Toys	Toys (plastic)	●						For 30 cm and greater, turn to page 14.
		Toys (motorized or battery-powered)				●			For 30 cm and greater, turn to page 14 (remove batteries before disposal).
	TV	TV (cathode ray tube, thin)						●	Turn to page 24.
U	Umbrella					●			
V	Vacuum						●		Turn to page 14.
	VHS player						●		Turn to page 14.
	VHS tape				●				
	Video camera					●			Portable video cameras are collected also at the collection points. Turn to page 20.
W	Word processor						●		Turn to page 14.
	Wraps	Plastic wraps	●						
		Wraps (core, box)		●					Turn to page 8 If metal is attached, separate it and put it in the unburnable garbage
	Wristwatch					●			

List of collection days for recyclables and waste

Sorting Waste / 3Rs and Reducing food loss Waste sorting app

Recyclable plastics

Recyclable items (Used papers, plastic bottles, bottles, cans)

Combustible waste

Incombustible waste

Large-sized waste

Other consultations / Illegal disposal

Site-collection

Items that cannot be collected by Minato City

Efforts to reduce garbage

Sorting list for recyclables and waste

Let's stop food loss!

Let's stop food loss!

Food loss is food that is still edible but is thrown away.

The annual food loss in Japan is about 6.43 million tons^(*1). The amount of food aid for people suffering from hunger around the world is about 3.9 million tons per year^(*2), so about 1.6 times that amount is wasted.

*1 From Ministry of Agriculture, Forestry and Fisheries and Ministry of the Environment
"Estimate for FY2016"

*2 From WFP (United Nations World Food Program) website

What we can do

Practise the "3 alls" (use all, eat all, drain all the water)

To reduce food loss, it is effective to "use all" and "eat all". To reduce garbage, let's work on the "3 alls" together with "drain all the water".

● Use it all up!

Purchase only what you need, and use it up without waste!

- ▶ Before going out, check the refrigerator, and make a shopping plan
- ▶ Take advantage of buying things in small quantities, and avoid buying too much
- ▶ Freeze food to keep it, and use up all the ingredients

● Eat it all up!

Let's enjoy food without leaving anything!

- ▶ Make only as much food as you can eat
- ▶ Re-use any food remaining in different ways

● Drain it!

About 80% of garbage is water. Before you throw it out, drain all the water thoroughly

- ▶ Don't allow food ingredients to get wet
- ▶ Let garbage dry in a well-ventilated place before taking it out.

Let's Stop Food Loss

Many people can't get enough to eat.



— One in every 9 people in the world suffers from hunger.

On the other hand, food produced around the world

1/3 are discarded.



Booth: United Nations Food and Agriculture Organization (FAO) 2011

Aiming for a society where all people around the world can live comfortably and peacefully.



エス・ディー・ジーズ
SDGs

SDGs: Sustainable Development Goals
17 goals were set by 193 UN member states to achieve this in 15 years from 2016 to 2030.

Stop food loss!

