

Minato City provides anti-toppling devices for furniture **free** of charge.

It is important to take every possible measure in your home to ensure safety against an earthquake, which could occur at any moment, by paying close attention to any risks that may cause injury indoors. According to a report from the Tokyo Fire Department, 30 to 50% of injuries from earthquakes are actually caused indoors by furniture toppling over or falling. To protect yourself and your family, take action now!

Large earthquakes can turn furniture and glass into dangerous weapons.



Please fill out the attached application and submit it to a Regional City Office in your area. Assistance for installing the fixtures is also offered for senior and single-parent households and households with a disabled person(s) or an expecting mother/mother with a newborn child.



Belt to prevent falling furniture (Beyonta) (set of two)

Fix fridges and furniture to the wall without moving them using the adhesive pads, and the rubber belt will alleviate the impact of an earthquake and prevent the furniture from falling over. Two belts can also be used to fix furniture weighing up to 160 kg, as well as fridges. Gap between wall and fridge: max 100 mm

7341

27
points

Installable even when the space between the furniture and the ceiling is small without damaging them.



*Fixtures may not be able to be used depending on the situation of your furniture and ceiling.

Funbari-kun Z (pair)

Secures furniture to the ceiling effectively without damaging it. This device can be used even when the distance between the furniture and the ceiling is as short as 10 to 20 cm.

* Please confirm the distance between the furniture and the ceiling before applying.

Distance from furniture to ceiling: 10-20 cm

Material: Steel (except for areas that come into contact with furniture, where high-density urethane is used)

7098

88
points

Super Fudō-ō Hold (pair)

Fixes refrigerators, cupboards, and other appliances and furniture in place with no need to create a space from the wall by moving them. This device effectively absorbs seismic vibrations to prevent furniture from toppling over.

Space between furniture and wall: 0-9 cm

Materials: ABS resin, polyurethane foam

7425

51
points



Super Fudō-ō Hold secures furniture to the wall using adhesive sheets that do not damage the ceiling or the wall and prevent the furniture from toppling over.


The device may not be able to be used depending on the material of the wall.

These anti-toppling devices leave furniture unscarred and are easy to install.



* Please confirm the distance between the furniture and ceiling before applying in the event that the distance exactly 35 cm or 50 cm, the larger fixture should be used.

* Fixtures may not be able to be used depending on the situation of your furniture and ceiling.



Support plates
(Furniture tipping
prevention plates)

* The wooden board inserted between the device and the ceiling in the photo is not included in the product package.

Magnitude7 (pair)

63
points

With a simple and strong construction these support fixtures further increase safety by preventing furniture from sliding on smooth flooring.

Distance from furniture to ceiling

| | | | | |
|-------|----------------|------|---------|------|
| ML-35 | 25~35cm(Brown) | 7930 | (Ivory) | 7920 |
| ML-50 | 35~50cm(Brown) | 7931 | (Ivory) | 7921 |
| ML-80 | 50~80cm(Brown) | 7932 | (Ivory) | 7922 |

Material:Steel (melamine enamel paint)



The fixtures are unnoticeable, have a simple shape, and are easy to install.

* Acupboard installed with Funbaru-kun

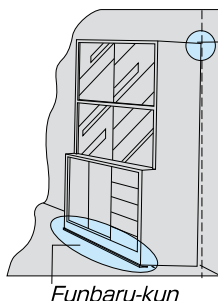
Earthquake resistance test(Intensity 7)



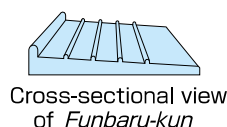
▲With fixtures



▲Without fixtures



Funbaru-kun



Cross-sectional view
of Funbaru-kun

Furniture-tipping Prevention Tape

17
points


< Funbaru-kun > (pair)

7050

This tipping prevention tape offers superior earthquake resistance. Simply place it under the front part of furniture to prevent the furniture from tipping over.

Material:Synthetic resin elastomer Width 4.3cm×90cm
(The tape can be cut with scissors or knives to fit the width of furniture.)

Firmly fix dressers in place



Tansu Guard II (pair)

These earthquake protection clasps fix furniture to the wall with a belt to prevent tipping. Includes two belts, 12 screws for wood, and four nails for concrete.

Attachable length:Approx.10-90cm

7045

14
points

* These fixtures will create holes in the furniture and walls as screws are used. In addition, please note that these fixtures are not effective on fireproof boarding and other materials where screws cannot be firmly placed.

Prevents injury from fragments of broken chinaware and glassware.

※Picture is with of Funbaru-kun



Tobira Lock (pair)

Attach these fixtures to the doors of cupboards and other furniture with screws. The sturdy chain is used to prevent the doors from opening as a result of shaking and to prevent tableware from falling out.


Details: clamps (2) and chains (2)
(Length: approx. 6 cm and 9 cm (one each))

7039

11
points

* These fixtures will create holes in furniture as they are attached using screws.

Damage to electrical appliances such as computers and televisions can cause fires.
Use the fixtures to prevent appliances from tipping over or falling.



Adhesive Rubber Earthquake Resistance Stopper(G-BLOX gel)(4 sheets)

When applied to the bottom of computers, monitors, or other objects, the material's natural power of adhesive strength will protect against shock and vibration from earthquakes and other disturbances. These fixtures can be cut freely and applied easily. They can also be washed with water and used again.

Material: polyurethane
50mm×50mm (3mm thick)

7328

22
points

Office Equipments Fixing Bands

<Link Stopper> (pair)

These fixtures secure computers, televisions, and other appliances in Place and prevent tipping and falling accidents caused by earthquakes. Fixation bands provide strong stabilization and their coin-shaped screws allow easy removal.

Material: installation after placement.

7345

16
points

* These earthquake resistance fixtures are not effective unless the appliance the mount is stably placed.

Put the film onto glass surfaces to prevent glass from shattering when it breaks.



Glass Anti-Shattering Film

7037

29
points

<for flat surfaces>

The film can be easily applied by anyone to prevent injuries resulting from broken glass.

92 mm×185 mm Installation spatula Included

● Image: Glass door with film applied (left).
Glass door with film applied (right)

| Instrument Name | | | | Serial Number | Points |
|--|--|--|-------|---------------|--------|
| Anti-topping devices for furniture | Belt to prevent falling furniture (Beyonta) (set of two) | | | 7341 | 27 |
| | Funbari-kun Z(pair) | Distance from furniture to ceiling 10~20cm | | 7098 | 88 |
| | Magnitude 7 ML—35 (pair) | Distance from furniture to ceiling 25~35cm | Brown | 7930 | 63 |
| | | | Ivory | 7920 | 63 |
| | Magnitude 7 ML—50 (pair) | Distance from furniture to ceiling 35~50cm | Brown | 7931 | 63 |
| | | | Ivory | 7921 | 63 |
| | Magnitude 7 ML—80 (pair) | Distance from furniture to ceiling 50~80cm | Brown | 7932 | 63 |
| | | | Ivory | 7922 | 63 |
| | Super Fudō-ō Hold (pair) | | | 7425 | 51 |
| | Furniture-tipping Prevention Tape<Funbaru-kun > (pair) | | | 7050 | 17 |
| Tansu Guard II (pair) | | | 7045 | 14 | |
| Tobira Lock (pair) | | | | 7039 | 11 |
| Adhesive Rubber Earthquake Resistance Stopper <G-BLOX gel> (4sheets) | | | | 7328 | 22 |
| Office Equipments Fixing Bands <Link Stopper> (pair) | | | | 7345 | 16 |
| Glass Anti-Shattering Film <for flat surfaces >(92×185cm) | | | | 7037 | 29 |

How to Apply

1 Persons applicable to receive aid

Households that reside in Minato City and are registered as residents.

2 Application method

- (1) Fill out the necessary portions of the “Application for Anti-toppling Devices for Furniture” and submit it to your nearest Regional City Office (Collaboration Project Subsection, Collaboration Project Section.)
- (2) The maximum number of points that can be used differs depending on the number of people in the household. Check which of the following applies to your household before selecting the necessary fixtures for disaster prevention measures for your home from among the selection of anti-toppling devices for furniture:
 - 1) Household consisting of one or two people: **150** points
 - 2) Household consisting of three or more people: **195** points
 - * Please note that only those registered as residents of Minato City are counted as members of the household.
 - * Assistance for installing the fixtures is also offered for senior and single-parent households and households with a disabled person(s) or an expecting mother/mother with a newborn child. Please apply using the Application for Anti-toppling Devices for Furniture and Their Installation (Installation Assistance Request). See overleaf for more details.
 - * After receipt of your application, a screening will be held and the Disaster Prevention Section will send you a notification about a decision for receiving aid. After that a city-designated company will deliver the fixtures to your home. (Please note that it will take approximately two to three weeks for the fixtures to arrive at your house once the application is received. Also, you will need to provide your personal stamp or signature to confirm receipt upon delivery.)

3 Important reminders regarding applications

- (1) Aid is limited to once per household.
 - * Households that have received this aid previously are not eligible to reapply even when they have unused points.
- (2) Anti-toppling devices for furniture will make furniture resistant to being tipped over in case of an earthquake. However, they may not be effective depending on the size of the earthquake and the conditions of the house. Please note that Minato City will not be responsible for furniture which tips over.
- (3) Requests to return of exchange fixtures must be made to the Disaster Prevention Section within 10 days after receiving the fixtures. Faulty, damaged, or tarnished fixtures will be exchanged free of charge.
 - * The applicant must pay the delivery charge for any fixture(s) returned or exchanged due to the circumstances of the applicant.
 - * Fixtures cannot be returned or exchanged 10 days or more after delivery.

4 Q&A

| | |
|---|---|
| Q | Can I submit my application by mail? |
| A | You can submit your application by mail. However, we recommend you apply at a Regional City office so that you can take a look at the sample fixtures |
| Q | We have two families living in the same residence. Can we apply separately? |
| A | Only the head of a household can apply. If there are two different households registered, the heads of each household can apply even if they have the same address and dwell in the same residence. |
| Q | I have received this aid once before, but can I apply again if I move to somewhere else in the city? |
| A | Yes, because you may need different fixtures in a different living environment. But please make sure to complete the resident registration for your new address before applying. |
| Q | What if the fixtures that I want exceed 50 points? |
| A | Please take advantage of “Disaster Prevention Supplies Assistance,” a separately provided service by Minato City. |

Assistance for installing anti-toppling devices for furniture for seniors and single-parent households and households with a disabled person(s) or an expecting mother/mother with a newborn child

1 Eligible households

Households residing in Minato City that have difficulty installing anti-toppling devices for furniture on their own and that meet one of the following requirements:

- (1) Households that consist of a single person of 65 years-old or older living by himself/herself of a household consisting of elderly individuals only.
- (2) Households with a member certified as Care level 3 or above under the Long-term care Insurance System (*youkaigo 3*) (Long-term care Insurance Card, approval notification)
- (3) Households with persons who hold a Certificate of the Physically Disabled (*Shintai Shogaisha Techo*), a Certificate of the Intellectually Disabled (*Ai no Techo*), or a Certificate of the Mentally Disabled (*Seishin Shogaisha Fukushi Techo*).
- (4) Households with persons that receive aid for medical expenses for intractable diseases.
- (5) Households with a Maternal and Child Health Handbook (*Boshi Kenko Techo*) holder who is expecting or a mother for whom the time elapsed since the month of childbirth has not yet reached the end of the month preceding the month one year after childbirth (*photocopy of Boshi Kenko Techo*)
- (6) Single-mother/father households (photocopy of a document proving that the applicant is a single parent, such as the Child-rearing Allowance Certificate (Jido Fuyo Teate Shosho) or the Medical Care Certificate for Single-parent Households (*Hitori-oya Iryo-sho*))

2 Assistance details

Anti-toppling devices for furniture applied for and approved by Minato City will be installed in your home. Minato City will pay the installation fees. (However, in the case that reinforcement of the wall or the ceiling becomes necessary before installation, you are responsible for bearing such reinforcement work costs.)

3 How to apply

Fill out the Application for Anti-toppling Devices for Furniture and Their Installation (Installation Assistance Request) and submit it to your nearest Regional City Office (Collaboration Project Subsection, Collaboration Project Section).

Please make sure to use the application form marked "Installation Assistance Request."

If you fall under any of eligibility requirements (2) to (6) above, please bring a document or documents that prove your eligibility.

Households with an expecting mother/mother with a newborn child and single-parent households are required to submit a photocopy of the following documents, respectively:

- (1) Households with an expecting mother/mother with a newborn child
Mother before childbirth: a photocopy of the front cover of the Maternal and Child Health Handbook (*Boshi Kenko Techo*)
Mother after childbirth: A photocopy of the section of the Maternal and Child Health Handbook (*Boshi Kenko Techo*) that certifies registration of your child's birth.
- (2) Single-parent households
A photocopy of a document proving that the applicant is a single parent, such as the Child-rearing Allowance Certificate (*Jido Fuyo Teate Shosho*) or the Medical Care Certificate for Single-parent Households (*Hitori-oya Iryo-sho*)

4 Process of installation assistance

The installing company will visit your home in advance to check whether the intended fixtures can be installed to your furniture or other equipment. When your furniture is determined to be fit for the installation, the company will install the fixtures.

- * There may be cases in which fixture(s) applied for cannot be installed due to the conditions of the furniture or house.
- * The installation company will call you to notify you of the date of the visit before visiting your home.

5 Important reminders regarding installation

- (1) Screws may be used on the walls for installation. Approval from the homeowner is necessary when applying, particularly in the case of leased housing.
- (2) It will take one to two months from the submission of your application until installation takes place. Please also note that more time may be required if the date of the visit notified by the installation company is postponed due to a conflict with your schedule.

When you are not subject to the installation assistance.

A paid installation service is available for the fixtures approved by Minato City.

If you would like to have the fixtures installed, please make a call to the number as below.

Contact information: Minato-district council, Tokyo Toren, National Federation of Construction Worker's Unions (Tokyo Doken Minato)
Phone: 03-3451-6673

~Minato-ku notice~

Notice to households who live in city-managed housing (kuei jutaku), municipal housing (kuritsu jutaku), or designated public rental housing (tokutei kokyo chintai jutaku) You no longer need to repair holes made by screws in the walls, etc., to secure furniture when returning the house

1 Applicable households

Households residing in city-managed housing (kuei jutaku), municipal housing (kuritsu jutaku), or designated public rental housing (tokutei kokyo chintai jutaku) who have submitted an Application for Permission to Install a Structure and have been granted such permission

2 Details of exemption

You are exempt from the obligation to repair holes in the walls, etc., and return them to their original state when returning the house, as long as such holes have been made by screws to secure furniture in order to prevent it from toppling over.

3 Notes

- (1) When installing an anti-toppling device(s) for furniture that must be screwed into the wall, you need to submit an Application for Permission to Install a Structure and receive permission from the City.
- (2) Forms for the Application for Permission to Install a Structure are available from the Collaboration Project Subsection, Collaboration Project Section of Regional City Offices.
- (3) Please also submit, together with the application form, a photograph(s) of the device(s) to be installed and a document(s) that provides the details of installation, such as the method of securing the furniture.

Submit to: Tokyu Community Corp., SVAX TT Bldg. 8F, 3-11-15 Toranomon, Minato-ku, Tokyo 105-0001

Please apply to the Collaboration Project Subsection, Collaboration Project Section, at one of the Regional City Offices printed below.

| | | |
|-------------------------------------|------------------------|------------------|
| Shiba Regional City Office | Shiba-Koen 1-5-25 Tel: | 3578-3111 |
| Azabu Regional City Office | Roppongi 5-16-45 Tel: | 3583-4151 |
| Akasaka Regional City Office | Akasaka 4-18-13 Tel: | 5413-7011 |
| Takanawa Regional City Office | Takanawa 1-16-25 Tel: | 5421-7611 |
| Shibaura-Konan Regional City Office | Shibaura 1-16-1 Tel: | 3456-4151 |

Inquiries

Disaster Prevention Community
Support Subsection,
Disaster Prevention Section,
Minato City
Shiba-Koen 1-5-25, 105-8511
Tel: **3578-2516**

Additional Guidelines

Beware of door-to-door sales!

Beware of door-to-door salespeople who pretend that they are working for Minato City or the fire department.
(Neither Minato City nor the fire department ever conduct door-to-door sales.)

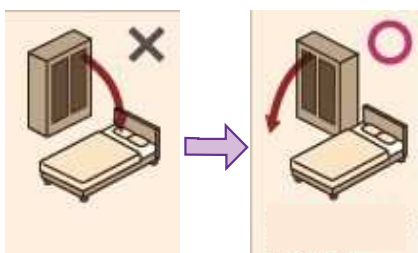
What measures can we take to ensure safety indoors?

In addition to fixing furniture in position, you can take other measures such as reducing the number of pieces of furniture and moving furniture to safer locations to prevent injury at home. Implement the following measures (1) to (3) in that sequence, to make your home a safer place during an earthquake.

- ① Reduce the number of pieces of furniture.



- ② Move furniture to safer locations.



Devise a safer way of positioning the furniture.

- ③ Fix furniture in position.

