

# Recyclables and Waste

## Sorting Guide book



Minato City's  
character of reduce  
**Danjiro**



Minato City's  
character of ecology  
**Ecole**



Minato City's  
character of reuse  
**Reuse-ke**

### Sorting recyclable plastics P4~P5

In Minato City, we collect various kinds of **plastics** as **resources**. We ask for your cooperation in sorting and recycling plastics.

### Sorting recyclable paper P6~P7

We can recycle some paper such as boxes for snacks and tissues, and advertising flyers, which tend to be discarded as combustible waste. Please put them all together on the day for recyclable items, either by **putting them in a paper bag or between the leaves of a magazine**.

### Collecting wooden furniture for free

\*There are conditions. For details, please refer to page 28 before contacting us.

**Furniture Recycling Display** (9:30~16:30)

Closed on Sundays, the 3rd Thursday of every month. Dec.28-Jan.3

For wooden furniture that is still usable, please use the service to collect furniture free of charge.

☎ **03-3472-8186**

### Large-sized waste application

Application to Minato Large-sized Waste Center (Monday-Saturday 8:00~19:00)

Internet (Accepted 24 hours) <https://ecolife.e-tumo.jp/sodai-minato-tokyo-u/>

☎ **03-6747-9253**



Minato Recycling and Waste Management Office ☎ 03-3450-8025 (Monday-Saturday 7:40 am – 5:15 pm)  
Minato Call (Minato City Call Center) ☎ 03-5472-3710 (open all year 8:00 am-8:00 pm)  
Minato Ward website: <https://www.city.minato.tokyo.jp>



List of collection  
days for recyclables  
and waste P2

Sorting Waste  
P3

Recyclable  
plastics  
P4~P5

Recyclable items  
Used paper, plastic bottles,  
bottles, cans  
P6~P8

Combustible  
waste  
P9

Incombustible  
waste  
P10~P11

Large-sized  
waste  
P12~P17

Other  
consultations  
P18~P21

Site-collection  
P22~P24


Items that cannot be  
collected by Minato City/  
Illegal disposal  
P25~P26

Efforts to  
reduce garbage  
P27~P31

Sorting list for  
recyclables  
and waste  
P32~P35

Reduce unnecessary  
plastics!

Back Cover



# List of collection days for recyclables and waste

Please dispose of them before

## 8:00 am

\*For areas in red, before 7:30 am

Area		Recyclable plastics	Recyclable items	Combustible waste	Incombustible waste
A	Akasaka	1 chome	Wed.	Sat.	Mon./Thu.
		2,6,9 chome	Sat.	Wed.	Mon./Thu.
		3 chome	Sat.	Wed.	Mon./Thu.
		4,5,7,8 chome	Sat.	Wed.	Mon./Thu.
	Atago	1,2 chome	Wed.	Sat.	Mon./Thu.
	Azabudai	1 chome	Wed.	Sat.	Mon./Thu.
		2,3 chome	Fri.	Tue.	Wed./Sat.
	Azabujuban	1 to 4 chome	Fri.	Tue.	Wed./Sat.
	Azabumamianacho	Fri.	Tue.	Wed./Sat.	2nd and 4th Thu.
	Azabunagasakacho	Fri.	Tue.	Wed./Sat.	2nd and 4th Thu.
D	Daiba	Please refer to the table on the right side.			
H	Hamamatsucho	1,2 chome	Mon.	Thu.	Tue./Fri.
	Higashi-azabu	1 to 3 chome	Fri.	Tue.	Wed./Sat.
	Higashi-shimbashi	1,2 chome	Mon.	Thu.	Tue./Fri.
K	Kaigan	1 chome	Mon.	Thu.	Tue./Fri.
		2,3 chome	Thu.	Mon.	Tue./Fri.
	Kita-aoyama	1 to 3 chome	Mon.	Thu.	Tue./Fri.
	Konan	1 to 5 chome	Sat.	Wed.	Mon./Thu.
M	Minami-aoyama	1,2 chome	Mon.	Thu.	Tue./Fri.
		3 to 6 chome	Thu.	Mon.	Tue./Fri.
		7 chome	Mon.	Thu.	Tue./Fri.
	Minami-azabu	1 to 4 chome	Tue.	Fri.	Wed./Sat.
		5 chome	Thu.	Mon.	Tue./Fri.
	Mita	1 chome	Fri.	Tue.	Wed./Sat.
		2 to 5 chome	Tue.	Fri.	Wed./Sat.
	Moto-akasaka	1,2 chome	Sat.	Wed.	Mon./Thu.
	Moto-azabu	1 to 3 chome	Tue.	Fri.	Wed./Sat.
N	Nishi-azabu	1 chome	Mon.	Thu.	Tue./Fri.
		2,3 chome	Thu.	Mon.	Tue./Fri.
		4 chome	Mon.	Thu.	Tue./Fri.
	Nishi-shimbashi	1 to 3 chome	Wed.	Sat.	Mon./Thu.
R	Roppongi	Please refer to the table on the right side.			
S	Shiba	1,2,5 chome	Mon.	Thu.	Tue./Fri.
		3 chome	Tue.	Fri.	Wed./Sat.
		4 chome	Thu.	Mon.	Tue./Fri.
	Shibadai	1,2 chome	Mon.	Thu.	Tue./Fri.
	Shibakoen	1,2 chome	Mon.	Thu.	Tue./Fri.
		3,4 chome	Wed.	Sat.	Mon./Thu.
	Shibaura	1 to 3 chome	Thu.	Mon.	Tue./Fri.
		4 chome	Thu.	Mon.	Tue./Fri.
	Shimbashi	Please refer to the table on the right side.			
	Shirokane	1,3,5 chome	Wed.	Sat.	Mon./Thu.
		2,4,6 chome	Fri.	Tue.	Wed./Sat.
T	Takanawa	1 chome	Fri.	Tue.	Wed./Sat.
		2 to 5 chome	Fri.	Tue.	Wed./Sat.
	Toranomon	1 to 5 chome	Wed.	Sat.	Mon./Thu.

Area		Recyclable plastics	Recyclable items	Combustible waste	Incombustible waste
Shimbashi	1 chome	Wed.	Sat.	Mon./Thu.	1st and 3rd Tue.
	2 chome 1 to 5,10 to 14, 18 to 21	Mon.	Thu.	Tue./Fri.	2nd and 4th Sat.
	2 chome 6 to 9, 15 to 17	Mon.	Fri.	Tue./Thu./Sat.	Wed.
	3 chome 1 to 7,26	Mon.	Thu.	Tue./Fri.	2nd and 4th Sat.
	3 chome 8 to 25	Mon.	Fri.	Tue./Thu./Sat.	Wed.
	4 chome 1,4,9, 22 to 31	Mon.	Thu.	Tue./Fri.	2nd and 4th Sat.
	4 chome 5 to 7,10, 11,14,15,18 to 21 (Excluding 19-4)	Mon.	Fri.	Tue./Thu./Sat.	Wed.
	4 chome 19-4	Mon.	Thu.	Tue./Fri.	2nd and 4th Sat.
	5,6 chome	Mon.	Thu.	Tue./Fri.	2nd and 4th Sat.
Roppongi	1 chome	Wed.	Sat.	Mon./Thu.	2nd and 4th Tue.
	2 chome	Sat.	Wed.	Mon./Thu.	2nd and 4th Fri.
	3 chome 1 to 7, 15-2 to 15-21, 15-29, 16 to 18	Wed.	Sat.	Mon./Thu.	2nd and 4th Tue.
	3 chome 8 to 14, 15-22 to 15-25	Sat.	Thu.	Mon./Wed./Fri.	Tue.
	4 chome 1 to 3	Sat.	Wed.	Mon./Thu.	2nd and 4th Fri.
	4 chome 4 to 12	Sat.	Thu.	Mon./Wed./Fri.	Tue.
	5 chome 1 to 3	Sat.	Thu.	Mon./Wed./Fri.	Tue.
	5 chome 4 to 18	Wed.	Sat.	Mon./Thu.	1st and 3rd Tue.
	6 chome	Wed.	Sat.	Mon./Thu.	1st and 3rd Tue.
	7 chome 1 to 12,13-1, 13-9 to 13-11, 13-15 to 13-23	Mon.	Thu.	Tue./Fri.	1st and 3rd Sat.
	7 chome 13-5 to 13-8, 14	Sat.	Thu.	Mon./Wed./Fri.	Tue.

Area		Recyclable plastics	Recyclable bottles, cans	Recyclable paper Plastic bottles	Combustible waste	Incombustible waste
Daiba	1,2 chome	Thu.	Tue.	Sat.	Throw into garbage chute	Mon.

## Collection days of incombustible waste

Sun	Mon	Tue	Wed	Thu	Fri	Sat
				1	2	3
4	5	6	7	8	9	10
11	12	13	14	15	16	17
18	19	20	21	22	23	24
25	26	27	28	29	30	31

For example, in the left calendar

The first Tuesday is 6th, and the third Tuesday is 20th.

The second Monday is 12th, and the fourth Monday is 26th.

The area display (in green) in this booklet refers to the collection center used.

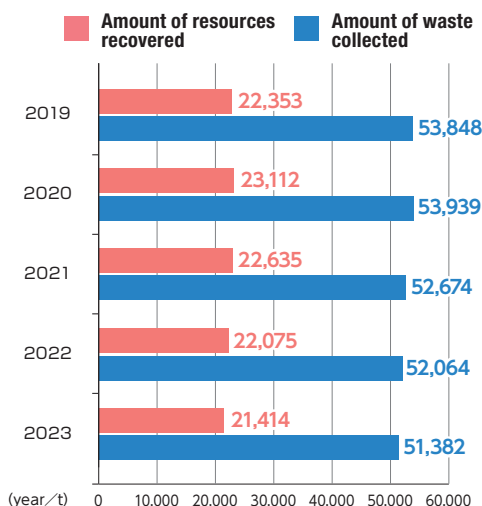
Please note these do not refer to the place you reside.

# Please cooperate in sorting waste

## Valuable resources are disposed of as waste!

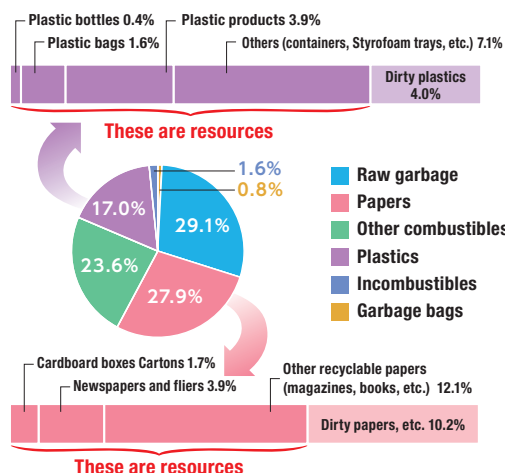
In recent years, the amount of recyclable/unrecyclable waste in the City has been on a declining trend, but according to the Waste Survey conducted by the City in 2022, recyclable materials such as paper and plastics are included in large quantities in combustible waste, which makes up the largest part of household waste. To reduce the amount of waste and to effectively use resources, please follow the rules for sorting recyclables and waste.

### 1 Amounts of resources recovered and waste collected by the City



### 2 Breakdown of combustible household waste (from the FY2022 Waste Survey)

#### Breakdown of combustible household waste



## Minato City Third Waste Disposal Basic Plan sets targets for the amount of waste per resident.

We formulated the Minato City Third Waste Disposal Basic Plan. It sets targets for reducing the amount of waste and for sorting, recycling, and reusing the waste generated for the next 12 years from FY2021 until FY2032.

Numerical Targets		Target values for the amount of waste etc. per capita per day*		
		FY 2019 (Actual value)	FY 2026 (Interim target)	FY 2032 (Final target)
1 Total Waste Generation	Shows the total amount of waste in the entire City, consisting of waste collected by the City and brought in by businesses as well as collected resources.	1,880.6 g/capita/day	1,583 g/capita/day	1,313 g/capita/day
2 Combustible Waste Collected by the City	Shows the amount of combustible waste that the City collects from households and others.	531.6 g/capita/day	397 g/capita/day	287 g/capita/day
3 Percentage of Resources Mixed into Combustible Waste	Shows the percentage of resources contained in the amount of combustible waste collected by the City, representing the current state of waste sorting.	25.7%	24%	21%
4 Food Waste Generation	Shows the amount of food waste at home among the combustible waste collected by the City.	55.5 g/capita/day	37 g/capita/day	22 g/capita/day
5 Plastic Generation	Shows the amount of plastics in the entire City, consisting of "plastics mixed into combustible and non-combustible waste" and "recyclable plastics, plastic bottles and caps". Incineration of plastics also contributes to greenhouse gas emissions.	132.8 g/capita/day	116 g/capita/day	101 g/capita/day
6 Recycling Rate	Shows the ratio of resources to waste collected in the City, representing the results of household efforts to reduce and recycle waste.	29.3%	40%	50%
7 Collected Resources	Shows the total amount of resources collected at collection points and group collection, representing the results of resource recycling efforts.	234.6 g/capita/day	289 g/capita/day	317 g/capita/day
8 Collected Resources by Group Collection	Shows the amount of resources collected by collection groups, representing the results of resource recycling efforts through the participation and collaboration of residents in the City.	59.2 g/capita/day	65 g/capita/day	67 g/capita/day
9 Sorting of Waste and Resources	Shows the percentage of people who answered in the "Minato City Survey" as "properly sorting resources from waste", representing the residents' awareness of waste sorting.	39.7%	53%	65%
10 Waste Brought in	Shows the amount of waste (general waste) generated and brought in by businesses to the Minato Incineration Plant, representing the results of efforts by businesses to reduce and reuse waste.	103,020 t/yr	90,100 t/yr	79,000 t/yr
11 Recycling Rate in the Recycling Plan	Shows the recycling rate specified in the "Recycling Plan" that businesses with a total floor area of 1,000 m <sup>2</sup> or more are required to submit, representing the results of their efforts with regard to paper and kitchen waste (food waste) which account for the majority of waste.	paper : 60 % kitchen waste : 14 %	paper : 66 % kitchen waste : 20 %	paper : 72 % kitchen waste : 25 %
12 Greenhouse Gas Emissions	Shows the sum of CO <sub>2</sub> equivalents emitted from the incineration of combustible waste and CO <sub>2</sub> emitted from the incineration of plastics, representing the amount of greenhouse gas emissions that contribute to global warming.	22,372 t-CO <sub>2</sub> /yr	18,300 t-CO <sub>2</sub> /yr	14,900 t-CO <sub>2</sub> /yr

※ 9 ~ 12 mean annual targets for the entire City.

# Recyclable plastics

Collected  
Once  
a week

8:00 am

Please put out before 8:00 am. Please don't put it out on the night before the collection day or after the collection time. We cannot collect other garbage than recyclable plastics.

Please sort out the plastics with identifying "Pla Mark" (♻️) as recyclable plastic. Please rinse before disposal. (Please take out products made of fiber such as polyester as combustible waste.)

Examples

## Film and bags



Plastic bottle labels



Plastic bags



Snack bags




Medicine tablet sheets

You can dispose of snack bags with silver interiors with recyclable plastics if they have a "Pla Mark" on them.

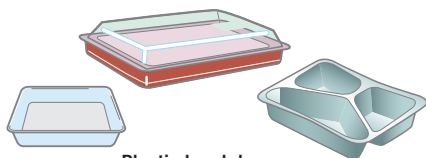
Tablets are combustible waste

## Caps (lids)



Plastic bottle caps

## Trays



Plastic lunch boxes

You do not need to remove the price stickers.

## Cups and packages



Egg packages, etc.

Cup noodle containers, etc.

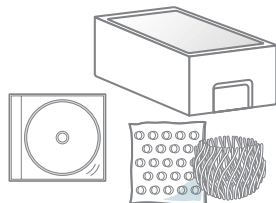
## Bottles and tubes




Shampoo, detergent containers, etc.

## Others


As for products without the "Pla Mark," we collect items that are obviously only made of plastic to prevent contamination of materials which are not suitable for recycling. Please see the following for details and sort them accordingly.



Styrofoam  
Cases (CDs, DVDs, etc.)



Toys made of  
plastic



Straws, plastic wraps etc.

Stickers such as price tags attached to plastic wraps and the like do not need to be peeled off.



Hangers made of plastics

You can dispose of them as recyclables even if the grips are metallic.

## Plastic products between 30 cm and 60 cm

Plastic products 30 cm or longer on the longest side are treated as large-sized waste, in principle. However, the following products can be disposed of on recyclable plastics collection days.

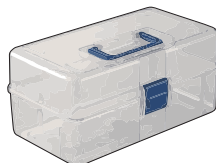
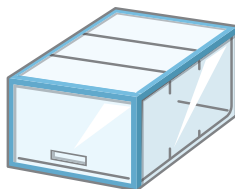
- Size: less than 60 cm on the longest side.

- Product type:

Cases, boxes and trays made only of plastic materials

\*Must not include metal parts such as screws and casters.

### Clothing storage containers and boxes (example)



Trays

\*Can only be collected if the handles are also made of plastic materials.

Uncleanable plastics


See page 9

combustible waste



## How to put out recyclable plastics

- Organize all and only recyclable plastics into a lidded container or a see-through bag to put them out for collection. Do not double-bag.



- All bags are torn open to check if anything non-recyclable is mixed in with the collected recyclable plastics. Do not double-bag the plastics because it requires extra effort to open the bags.



Tearing garbage bags and removing unrecyclable objects


### How do I wash?




If it is dirty, please properly remove the dirt.

Put it in a **container with a lid** or in a **transparent or semi-transparent bag** when disposing.


Do not sort recyclable plastics in small bags, but put them together in one bag.




When a substance such as leftovers are still sticking to the items, it isn't possible to sort them out as recyclable plastics.



Rinse items with water or use an old cloth to empty them of their contents.



If there are only slight food stains on a plastic container, then it can be disposed of as recyclable plastic.



Put all plastics in the same bag regardless of type. Do not separate them into smaller bags inside the garbage bag.

## Items that cannot be disposed of as recyclable plastics

Prohibited items, such as waste from home medical care supplies and mobile batteries, are found mixed in with the recyclable plastics collected by Minato City.

Syringes and intravenous bags cannot be disposed of as recyclable plastics, even if they are made of plastic. To prevent infections and ensure workers' safety, waste from home medical care supplies must be disposed of in accordance with the rules.

Lithium-ion batteries and button cells may ignite.

Bring and put them into the collection boxes at retail stores.

Examples

### Home-care medical waste

Intravenous bags, CAPD bags, and their attached tubes, syringes, and other plastic items used for medical treatment

See page 21 for details.

### Uncleanable plastics

Oil containers, small sauce packets, etc.

See page 9 for details.

### Erroneously included unsafe items

Razors (including blades), batteries, lighters, glass shards, spray cans, etc.

See page 10 for details.

### Items that may ignite

Rechargeable batteries, button cells, mobile phone battery packs, batteries, etc.

See page 19 for details.

We look forward to your cooperation



May vary depending on the items

Combustible waste

Incombustible waste

Into the collection boxes at retail stores

# Recyclable items (Used paper, plastic bottles, bottles, cans)

Collected  
Once  
a week

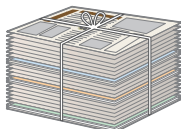
8:00 am

Please put out before 8:00 am. Please don't put it out on the night before or after the collection day. We cannot collect other garbage than recyclable items.

Separate them by type, and tie them with string as shown below.

Examples

## Newspapers



Put fliers between newspapers.

## Cardboard boxes



Flatten them.  
\*Cardboard boxes here means those with corrugated cross-sections.

## Cartons



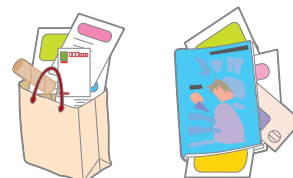
Only cartons that are white on the inside are collected. Remove the plastic spout.

## Magazines



Remove clips, etc. wherever possible.

## Other recyclable papers



Put them in a paper bag or between magazines.

Other recyclable papers

See page 7 for details.



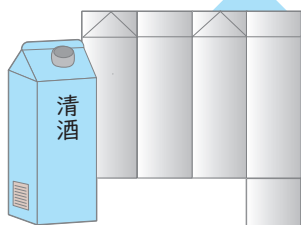
## Papers that cannot be recycled

The following papers are not recyclable.

Please put out these papers as combustible waste.

\* May be partly different for group collection.

### ① Processed papers



Papers with plastic or aluminum coating



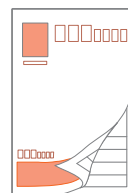
Waterproofed papers



Thermal papers



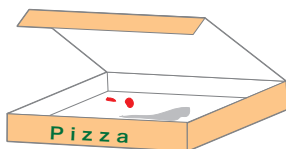
Carbon papers  
Carbonless papers



Papers with glue (crimped postcards, etc.)

Other unrecyclable papers include photographs, iron-on transfer papers, foam papers, wet tissues, paper towels, and oven sheets.

### ② Dirty or scented papers



Pizza box



Used tissue paper



Detergent box

### ③ Shredded paper



Shredded paper

When putting out combustible waste, remove air from the garbage bag so that it does not burst when collected.

### ④ Paper containing non-plant derived material

Other examples include cellophane paper, diapers, sanitary products, non-woven fabric (masks, etc.), plastic-covered tissue boxes and envelopes.

## Other recyclable papers

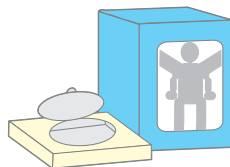
Recyclable paper, excluding newspapers, cardboard, paper cartons, and magazines

### How to dispose

**The following papers are recyclable. Please put them out as Recyclables.**

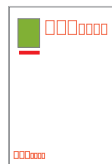
\* Remove all non-paper materials (plastics, metals, etc.) from the recyclables.

#### Snack boxes and toy boxes



Remove all plastic parts

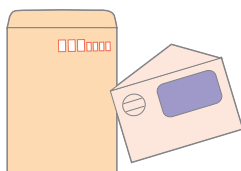
#### Postcards



Crimped postcards are **combustible waste**

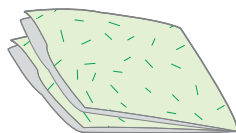
See page 12

#### Envelopes

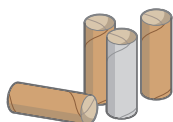


Remove the plastic parts from windowed envelopes.

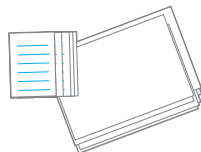
#### Packaging papers • Paper bag



#### Toilet paper rolls and cling wrap cores



#### Memo and copier papers

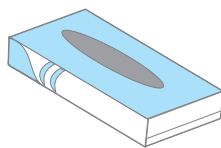


#### Calendars



Remove all non-paper parts

#### Tissues Box



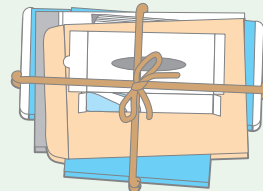
Remove all plastic parts

### Put the recyclables in a paper bag

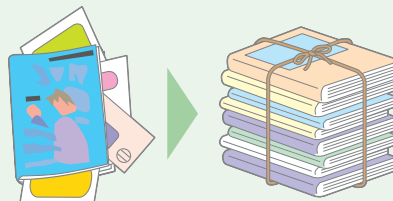


\* Remove the handle if it is made of any material other than paper

### Bundle with string



### Place them between magazines and bundle with string



“Other recyclable papers” of various sizes and shapes can be **put in a paper bag** without bundling them, or **put between magazines**.

Some combustible household waste contains recyclable papers, the majority being papers categorized in “Other recyclable papers” above.

See page 3 for details.

## Why does used paper need to be sorted specifically?

Depending on the type of used paper, it is recycled into different paper. If a paper of a different type is included, it can prevent recycling or degrade the quality of the recycled paper. To effectively use limited resources, please sort your recyclables.



# Recyclable items (Used paper, plastic bottles, bottles, cans)

Collected  
Once  
a week

8:00 am

Please put out before 8:00 am. **Please don't put it out on the night before or after the collection day.** We cannot collect other garbage than recyclable items.

## Dispose all the recyclable items by type.

Should you wish to use collection bags for plastic bottles, or containers for glass bottles or cans, please ask the Minato Recycling and Waste

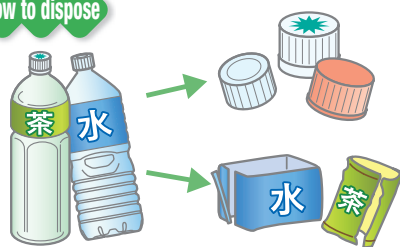
### Plastic bottles

Items to be collected: Plastic bottles of beverages, liquors, soy sauces, etc.



This mark is the indication.

#### How to dispose




(1) Remove caps and labels. Removed caps and labels are to be treated as **recyclable plastics**.



(2) Rinse a bottle with water and crush it.

If the contents are contained, they cannot be collected.



Plastic bottles only

(3) Dispose of them after putting them in a plastic bottle collection net or a transparent or semi-transparent bag.

### Bottles (for food and drinks)

#### How to dispose




(1) First remove their caps or corks.



(2) Rinse it using water.

If the contents are contained, they cannot be collected.



Lay down

Bottles only

(3) Dispose of them in a container for their exclusive use or a bag inside of which can be seen from outside.

### Cans (for food and drinks)

#### How to dispose

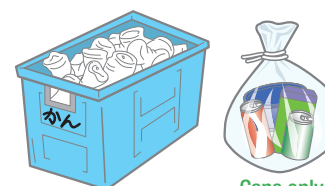


(1) Remove the inner lid (for cans) and dispose of the lid together with the can.



(2) Rinse it using water.

If the contents are contained, they cannot be collected.



Cans only

(3) Dispose of them in a container for their exclusive use or a bag inside of which can be seen from outside.

Bottles and cans from which oil can not be removed, bottles of cosmetics and chemicals, broken bottles and cups, etc.

See page 10 **incombustible waste**

## Containers for bottles and cans

If you need to use a container for bottles and/or cans, please apply to the Minato Recycling and Waste Management Office. Bottles and cans put inside a container are collected with the container, and another folded container is placed in the collection center. In places where containers can get in the way of traffic, such as on the sidewalk, the manager of the collection center should immediately put away the containers.



## Plastic bottle collection nets

Minato City lends out plastic bottle collection nets free of charge. The nets are available in two sizes: Large (1 x 1 m) and Small (0.6 x 0.6 m). Please make your application to the Collaboration Project Section of each Regional City Office, or the Minato Recycling and Waste Management Office.





# Combustible waste (Waste that can be burned)

Collected  
Twice  
a week

8:00 am

Please put out garbage before 8:00 am. **Please don't put it out on the night before or after the collection day.** We cannot collect garbage other than combustible waste.  
\*In the Daiba district throw combustible waste into the garbage chute since it is collected via the "Garbage chute system".

## Examples

### Kitchen waste




Drain water well before disposing

### Uncleanable plastics



Plastics that cannot be cleaned should be disposed of with combustible waste.  
For example:  
Oil containers, small bags of soy sauce, etc.

### Unrecyclable paper




See page 6 for recyclable used paper.

### Rubber, leather products



Remove any metals as much as possible before disposal.

### CDs, videotapes, etc.



### Clothes, disposable diapers, etc.



Flush the feces of the diaper in the toilet.

### Others

For how to dispose of used face masks, see page 20.



Small amount of twigs  
(less than 30 cm)



Waste cooking oil

Absorb the oil in paper, etc. or solidify it before disposing.

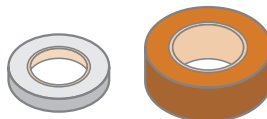


Cigarette butts

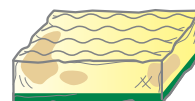


Bamboo skewers

Wrap the pointed end of the bamboo skewer in paper, etc. before disposing.



Adhesive tape



Sponges



cooling agents

## How to dispose

Place combustible waste in a **container with a lid** or in a **transparent or semi-transparent plastic bag**.

Do not sort combustible waste in small bags, but put them together in one bag.



Only wearable clothing is collected at the collection points.

See page 23 for details.



Bird preventive nets can be lend out.

See page 18 for details.



We grant subsidy for purchases of home raw-garbage processors.

See page 30 for details.



# Incombustible waste (Waste that cannot be burned)

Collected  
Twice  
a month

8:00 am

Please put out the garbage before 8:00 am. Please don't put it out the night before or after the collection. We cannot collect garbage other than incombustible waste.

## Examples

### Ceramics, glass



Some products are collected by site-collection.

Dispose with care! (see below) ⚠

### Metallic products



Dispose with care! (see below) ⚠



### Small-sized home appliances of less than 30 cm


\* Anything longer than 30 cm is large-sized waste.



Some products are collected by site-collection.

See page 22 for details. ➡

### Gas cylinders, spray cans etc.



Dispose with care! (see below) ⚠

### Light bulbs and fluorescent lights

Please put them in the case supplied when you bought them or wrap them in newspaper before you give them to us.



Some products are collected by site-collection.

Dispose with care! (see below) ⚠

## How to dispose

### Dangerous items such as broken items, edged tools, electric bulbs, fluorescent lamps, etc.

Wrap in newspaper, etc. (as for electric bulb, etc., put it in the packaging material they came in and label “キケン” and dispose of it separately from other incombustible waste.



### Gas cylinders, spray cans, lighters

- (1) Try to empty the contents wherever possible.
- (2) We collect these items even when contents remain inside.

\*It is not necessary to poke a hole in gas cylinders or spray cans. If you are unable to use up the content or you have a large volume, please contact the Minato Recycling and Waste Management Office.




- (3) Separate it from other incombustible waste and mark “キケン” on the bag before disposing.



### Incombustible waste other than dangerous items, gas cylinders etc., as stated in the left:

Place combustible waste in a container with a lid or in a transparent or semi-transparent plastic bag.



### Gas cylinders, etc. (Gas cylinders, spray cans, lighters)

Garbage trucks compress the waste they carry. When flammable gases such as ones in spray cans, etc., and lithium-ion batteries and button type batteries, etc. enter a garbage truck, they may ignite and cause a fire in the garbage truck from the friction between metals. Please observe the sorting rules to prevent fires in the garbage trucks.

See page 11 for details. ➡



### Recycle dry cell batteries...

Dry cell batteries can be collected as incombustible waste, but submitting to the collection point is preferred. For button-type and rechargeable batteries, please use the collection box at retail locations.

See page 22 for details. ➡



## Vehicles are catching fire! Please dispose of small-size rechargeable home appliances properly!

- Lithium-ion batteries are used in many small home appliances, such as mobile batteries, heated tobacco products, and smartphones.
- Lithium-ion batteries can heat up and catch fire violently when excessive force is applied externally, making them extremely dangerous.

**Even within Minato City, fires have ignited in garbage trucks and disposal facilities due to the presence of products containing lithium-ion batteries in combustible waste.**

When a fire causes serious damage to a garbage truck or disposal facility, there is a risk that it could have a huge impact on the lives of local residents, such as delays or cancellations of collection work in the worst-case scenario.

When disposing of lithium-ion batteries and products that contain them that are no longer needed, please dispose of them appropriately by checking the City website or the “Sorting Recyclables and Waste Guide book” published by the City, reading the product’s instruction manual, or contacting the product’s manufacturer or retail store.





### ▽ The scene of the garbage truck fire that occurred in Minato City



A burnt-out mobile battery was found among the combustible waste.  
(This is a photo of a mobile battery that caused a different garbage truck fire from the one on the left.)



### Examples of products with built-in lithium-ion batteries



See page 19 for items that require care when putting out



# Large-sized waste

Prior  
Application System  
With charges

**Large-sized waste is collected even if it has been disassembled.**

**Large-sized waste refers to**

Large waste such as furniture discarded from a household (items whose longest side is 30 cm or longer) is large-sized waste. Dispose of it in the following procedure. Minato City does not collect large-sized waste discarded from businesses.

Please request collection to a General Waste Disposal Operator which has received permission from the public institution.

\*Household items that are made entirely of plastic and are **smaller than 60 cm** can be disposed of on the designated day for recyclable plastics.  
(What can be disposed of: Plastic cases, boxes, and trays (See page 6 for details). However, collectable items are limited to plastic items that not use other materials such as iron screws.



**House pick-up**

**8:00 am**

Please put out to **the designated place** before 8:00 am. **Please don't put it out on the night before or after the collection day.** We cannot collect other garbage than the applied items.

## From application to disposal

### 1 Application to Minato Large-sized Waste Center

Apply online or by telephone to the Minato Large-sized Waste Center.

Application to Minato Large-sized Waste Center

**03-6747-9253**

(8:00 am-7:00 pm Monday to Saturday)

**Website address**

<https://ecolife.e-tumo.jp/sodai-minato-tokyo-u/>



**Before you throw it away as large-sized waste!**

We collect wooden furniture for free.

For details, see page 28

#### (1) Internet application

(Accepted 24 hours, excluding Year-end and New Year and maintenance times)

Go to the website on the left and follow the instructions to sign up.

#### (2) Phone application

Service ours are from 8:00 am-7:00 pm from Monday through Saturday.

(excluding Year-end and New Year)

※ It may be difficult to get through during busy times

※ Please see page 16 for information on applications for people (welfare recipients, etc.) eligible for reduced or waived fees.

### 2 Purchase the Minato City large-sized waste ticket



**Sample**

Specify the collection date, and your name or five-digit reception number.

Please purchase a Minato City large-sized waste ticket at a shop, supermarket, convenience store displaying the mark of dealing with these tickets or Minato Recycling and Waste Management Office. **Without Minato City large-sized waste ticket, the item(s) will not be collected.** Double-check your ticket at the time of purchase.

### 3 Put it out on the designated collection day

Put the waste in the **designated location (specified when you applied)** by **8:00 am** on the collection day.

Please write the scheduled collection date and your name or 5-digit reception number on the paid large-sized waste disposal ticket you purchased, attach the ticket to the large-sized waste, and put out the waste at the **specified location by 8:00 am** on the collection day.

※ Please refrain from placing it out the night before or after the collection time. Item(s) that have not been applied for will not be collected.

**We carry out and collect large-sized waste. (Conditions apply)**

For details, see page 18



Prior Application System  
 Some charges are free

## Direct disposal

- Disposal location** Shibaura Waste Collection Work Office (3-1-18 Konan, Minato City). Please refer to the map on the right.  
**Day** Every Sunday (excluding Year-end and New Year)  
**Submission time** 9:00 am to 3:30 pm  
 When making a reservation, please choose either the morning session or the afternoon session.  
**Fee** Please refer to the "Typical Large-sized waste fees" chart on pages 17 and 18.



※When bringing directly, please interpret the "Typical Large-sized waste fees" chart as follows.  
 JPY 400 → free, JPY 900→400,  
 JPY 1300 → 600, JPY 2300→1100,  
 JPY 2700 → 1300, JPY 3200→1600



## Process from application to disposal

### 1 Apply to Minato Large-sized Waste Center

Please apply to the Minato Large-sized Waste Center either by online or phone the same way as applying for house pick-up.

Before you throw it away as large-sized waste!  
 We collect wooden furniture for free.

For details, see page 28

### 2 Purchase a Minato city large-sized waste ticket

If a fee is charged, purchase a paid large-sized waste disposal ticket from Minato City in advance and write the date of collection and your name or 5-digit reception number. Attach the ticket to your large-sized waste. Please note that tickets cannot be purchased at the site (Shibaura Waste Collection Work Office) on the day that you bring in large-sized waste.

Where can I buy large-sized waste disposal tickets?

You can buy large-sized waste disposal tickets at convenience stores (excluding some stores) and other designated locations.

For details, see page 17

### 3 Bring the waste on the date and time specified at the time of application

Please bring it to the Shibaura Waste Collection Work Office on the delivery date and time specified at the time of application. You may bring item(s) by car.

※To prevent waste from being brought in by collection agencies, etc., please be sure to bring an ID (My Number card, driver's license (copies not accepted), etc.) that can confirm your address within Minato City. If you have not completed the address change procedure for your ID, please also bring a document that confirms your address within Minato City (such as a utility bill). If the person who made the application is unable to come to the facility on the day of collection, please contact the Minato Recycling and Waste Management Office in advance. If the person who made the application is not present, we may refuse to accept the waste.

※Same-day applications and submission of items not applied for will not be accepted. When visiting by car, please follow the directions of the staff and watch out for pedestrians and bicycles.

※The applicant is solely responsible for loading and unloading waste.

### Please watch out for malicious businesses

Minato Recycling and Waste Management Office ☎ 03-3450-8025

There are businesses which pass out fliers or have websites that claim they will dispose of unwanted household furniture, then charge obscene prices. Some even claim they will collect for free and then charge for disposal fees. Please only use authorized waste collection and transporting companies to protect yourself from becoming a victim. If you have any questions, please contact the Minato Recycling and Waste Management Office.

# Large-sized waste

Prior  
Application System  
**Free of charge**

## Application for reduction or exemption from large-sized waste fee

**In Minato City, the following persons are exempted from large-sized waste fee.**

### Exempted persons

- ① Those receiving welfare
- ② Those receiving Child-rearing Allowance (including Special Child-rearing Allowance)
- ③ Those receiving Old-age Welfare Pension
- ④ Those eligible for support benefits such as for Japanese remaining in China

} Directly contact the Minato Recycling and Waste Management Office.

## From application to collection

### ① Apply to **Minato Large-sized Waste Center**

**Application to Minato  
Large-sized Waste Center**  
☎ **03-6747-9253**  
(8:00 am-7:00 pm Monday to Saturday)

**Please call the Center for Minato Large-sized Waste to apply for the collection.**

**\*People applying for reduction or exemption cannot apply online. Please tell the receptionist that you are eligible for reduction or exemption of fee.**

At a later date, an application form will be mailed from the Center for Large-sized Waste.

### ② Submit the application form for fee reduction or exemption, along with other required documents.

**Please bring it to the Residents Support Section of each Regional City Office (excluding the Daiba Annex), the Minato Recycling and Waste Management Office, or mail it to the Minato Recycling and Waste Management Office.**

#### (1) If you bring it to the Residents Support Section of each Regional City Office (except for Daiba Annex) or Minato Recycling and Waste Management Office

Bring the application form for reduction or exemption of fee and apply in person at the counter.

We will check its content and give you an approval of fee reduction or exemption, and a large-sized waste ticket.

**\*If you bring it to the Minato Recycling and Waste Management Office, you need a document proving your eligibility, such as a certificate of entitlement. Please pay attention to the expiration date of the qualification.**

#### (2) If you mail it

Send the application form and a copy of the certificate of qualification to the Minato Recycling and Waste Management Office.

After receiving it, we will check its content and send you an approval of fee reduction or exemption, and a large-sized waste ticket.

**\*It will take several days to reach us by mail, so please mail them so that they arrive here at least 10 days prior to the collection date.**

### ③ Putting out waste on the collection date specified at the time of application

Put the waste in the **designated location (specified when you applied)** by **8:00 am** on the collection day.

Please write the scheduled collection date and your name or 5-digit reception number on the paid large-sized waste disposal ticket, attach the ticket to the large-sized waste, and put out the waste at the **specified location by 8:00 am** on the collection day. If the aforementioned information is not listed on the ticket, the waste will not be collected.

※Please refrain from placing it out the night before or after the collection time. Item(s) that have not been applied for will not be collected.

# List of collection fees for typical large-sized waste

※When directly submitting large-sized waste, please interpret the fees on the 'Large-sized Waste Fees' chart below.

JPY 400 → free, JPY 900→400,  
JPY 1300 → 600, JPY 2300→1100,  
JPY 2700 → 1300, JPY 3200→1600

As a general rule, items whose maximum side length exceeds 210 cm cannot be collected.

	Item name		Commission fee	
A	Air conditioners *Cannot be collected by the city. Please refer to page 24.			
	Air pump		400	
	Air purifier		400	
	Aquarium	Largest side less than 50 cm	400	
		Largest side 50 cm and longer		900
	Audio devices (single items; excluding stereo sets and speakers)		400	
B	Baby bath tub		400	
	Bags		400	
	Baskets	Clothes basket	400	
		Birdcage		400
		Other		400
	Bathtub cover		400	
	Bed	Single bed (excluding mattress)		1300
		Double bed (excluding mattress)		2300
	Bed mattress		1300	
	Bench	Less than 1 m		400
		1 m or longer		900
	Bicycle	Less than 16 inches (excluding e-bike)		400
		16 inches and more (excluding e-bike)		900
		E-bike		1300
	Bidet toilet (simple)		400	
	Blackboard, whiteboard		400	
	Blinds		400	
	Boombox		400	
	Bread machine		400	
	C	Camping equipment	Chairs	400
Table with chairs			900	
Table			400	
Tent, tarp			400	
Outdoor cooking equipment			400	
	Chairs (other than sofas)		400	
	Child seat		400	
	Children's toys (excluding swings and slides)		400	
	Christmas tree		400	
	Cleaning tool (up to 5 tools)		400	
	Clock		400	
	Clothes box		400	
	Clothes Dryers *Cannot be collected by the city. Please refer to page 24.			
	Clothes rack	Less than 1 m tall	400	
		Revolving type or 1 m or taller		900
	Coffee maker		400	
	Computer table		900	
	Cooler		400	
	Crib		900	
	Crib mattress 400		400	
	Curtain rail		400	

	Item name		Commission fee	
C	Cushions		400	
	Cycling machine (excluding bicycle)		1300	
D	Deck chair		400	
	Decorative objects (excluding flower pot and flower vase)		400	
	Dehumidifier		400	
	Desk (excluding kneehole desks) 1,300		1300	
	Dishwasher, dryer		1300	
	Doll case		400	
	Duckboards		400	
	E	Easel, canvas		400
		Electric fans		400
Electric kettle		400		
F	Fittings	Excluding aluminum sash and glass door	400	
		Aluminum sash and glass door	900	
	Floor cushions (up to 5 pieces)		400	
	Flower pot, flower vase (jar)		400	
	Flower pots, planters (excluding soil)		400	
	Furniture	Sum of height and width is 135 cm or less		400
		Sum of height and width exceeds 135 cm but is 180 cm or less		900
		Sum of height and width exceeds 180 cm but is 270 cm or less		1300
		Sum of height and width exceeds 270 cm but is less than 360 cm		2300
		Sum of height and width is 360 cm or more		3200
	Futon bed		400	
	Futons dryer		400	
G	Gas cooktop (gas stove)		400	
	Glass plates (bundle)		400	
	Golf equipment (set)		400	
	Guitar		400	
	H	Halogen heater		400
	Hand mirrors, full-length mirrors		400	
	Heater table	Anything other than a heater table for household furnishings. Excluding table top.	400	
		Heater table for household furnishings (excluding table top)	900	
	Heater tabletop (excluding yagura frame)		400	
	Heaters (electrical space heaters)		900	
	Hose reel (including hose)		400	
	Hot plate		400	
	Humidifier		400	
I	Infant equipment (excluding cribs, strollers, and child seats)		400	
	Iron rod (up to 5 rods)		400	
	Iron sheets		400	
	Ironing board		400	
	J	Juicer, mixer		400
K	Keyboard (computer use)		400	
L	Laundry pole		400	
	Laundry stand (1 set)		900	
	Lighting fixtures		400	

	Item name		Commission fee
M	Massage equipment	Including the tatami chair type	400
		Waist massager, etc.	900
	Mattress	Thickness less than 15 cm	400
		Thickness of 15 cm or more	1300
	Microwave		400
	Mirror stand, dresser	Small mirror stand (not longer than 40 cm)	400
		(longer than 40 cm, not longer than 70 cm)	900
		(longer than 70 cm)	1300
	Musical devices (excluding acoustic pianos, organs, electronic pianos, synthesizers, and guitars)		400
	Oil heater		900
	Oven, oven with stove range		400
P	Pails		400
	Panel heater		900
	Pants press		400
	Partition		400
	Pet items (excluding pet house)		400
	Picture frames		400
	Pillow (up to 5 pieces)		400
	Pipes		400
	Plant		400
	Plastic case		400
	Plastic container (plastic tank)		400
	Portable stove (for table top use)		400
	Pots		400
	Printers	20 cm tall or shorter	400
		Taller than 20 cm, 30 cm or shorter	900
		Taller than 30 cm, Photocopier (for household use)	1300
	Pullup bar, stand		900
R	Refrigerators, Freezers *Cannot be collected by the city. Please refer to page 24.		
	Rice cooker		400
	Roller shades		400
	Rowing machine		900
	Rugs, electric carpet	Smaller than 1 tatami mat	400
		Larger than 1 tatami mat	900
	Scale		400
	Scooter		400
	Sewing machine	Table top type	900
		Other types	2300
	Sheets, boards (excluding glass and iron sheets)		400
	Shopping cart		400
	Shredder	Shorter than 60 cm	400
		60 cm and taller	1300
	Skiing, snowboarding equipment		400
	Skis, snowboard		400
	Slide		900
	Small cookware		400
	Sofa	1-seater	900
		Seats 2 or more	2300
	Sofa bed		2300
	Space heater	Excluding fan heaters and oil heaters	400
		Limited to fan heaters and oil heaters	900

	Item name		Commission fee
S	Speaker (one speaker)	Longest side less than 50 cm	400
		Longest side 50 cm and longer	900
	Stand	Longest side less than 1 m	400
		Longest side 1 meter and longer	900
	Step fitness machine		400
	Stepladder		400
	Stepstool		400
	Stereo set	Miniature component. Shorter than 80 cm	400
		80 cm and wider	2300
	Stroller		400
T	Study desk		1300
	Suitcase		400
	Table leg (set of 4 legs)		400
	Table top	Longest side less than 1 m. Excluding glass item	400
		Longest side less than 1.5 m. Excluding glass item	900
		Longest side 1.5 meters or longer. Excluding glass item	1300
		Longest side less than 1 m. Glass items	900
		Longest side 1 m or longer. Glass items	1300
	Table, tatami table	Longest side less than 1 m. Excluding glass item	400
		Longest side less than 1.5 m. Excluding glass item	900
		Longest side 1.5 m or longer. Excluding glass item	1300
		Glass, longest side less than 1 m	900
		Glass, longest side 1 m or longer	1300
	Tatami	Lightweight, urethane items	400
		Half a tatami mat	900
		1 tatami mat	1300
	Tatami chairs		400
	Telephone, facsimile (for household use)		400
	Tennis racket (up to 5 rackets)		400
	Tension rod (up to 5 rods)		400
	Tension shelf		400
	Tile carpet (up to 5 tiles)		400
	Toaster		400
	Toy vehicle		400
	Tripods		400
	Trolley		900
	Televisions *Cannot be collected by the City. Please refer to page 25.		
	TV stand	Less than 1 m wide	400
		More than 1 m wide and top is not made of glass	900
		More than 1 m wide and top is made of glass	1300
U	Umbrella stand		400
V	Vacuum cleaner		400
	VHS player, DVD player, HD recorder		400
W	Wagon		400
	Washing machines *Cannot be collected by the city. Please refer to page 24.		
	Waste basket		400
	Weightlifting plate (must apply for every 10 kg)		400
	Wire mesh (fence)		400
	Wooden box		400
	Wooden carpet	Less than 6 tatami wide	900
		More than 6 tatami wide	1300





# Other consultation

Minato Recycling and Waste Management Office

☎ 03-3450-8025

FAX 03-3450-8063

## Home pick-up/ Large-sized waste dispatch collection

### Applicable for

Households composed only of people who fall into any of the following categories, and households in which residents have difficulty in carrying recyclable waste or waste to the collection location on their own (or carrying large-sized waste outside (to the designated location) on their own) and have no one around them who can help them.

- ① Those who are 65 years old or older
- ② Those who are certified as requiring nursing care in accordance with the Long-Term Care Insurance Act
- ③ Those who have a Shintai Shogaisha Techo (Certificate of the Physically Disabled), an Ai-no-Techo (Certificate of the Intellectually Disabled), or a Seishin Shogaisha Hoken fukushi Techo (Certificate of the Mentally Disabled)
- ④ Those who have designated intractable diseases and specially designated diseases  
\*Designated intractable diseases: Diseases provided in Article 5, paragraph (1) of the Act on Medical Care for Patients with Intractable Diseases. Specially designated diseases: Diseases defined in the 2nd category of Appended Table 1 of the Rules of Tokyo Metropolitan Government Concerning the Subsidies for Medical Expenses of Patients with Intractable Diseases.
- ⑤ Those who have a Maternal and Child Health Handbook
- ⑥ Those in a single-parent household who are raising an infant and it is before the last day of the month prior to the month when the infant turns one year old  
\*Applicable persons should provide a document that certifies they are in this situation (health insurance card, long-term care insurance card, etc.).

### ◆ Home pick-up

#### Details

Staff members will visit each house and collect waste and recyclable waste (excluding large-sized waste) at the entrance.

#### Fees

Free of charge

#### Application

Please call or send a fax to the Minato Recycling and Waste Management Office for consultation. Staff members will visit your house to check the current status of waste disposal etc. and determine whether or not you are eligible for the service. Note that you and your relative or a third party are requested to be present when the staff members visit the house.

\*Please provide the name and phone number of a person to contact in case of an emergency.

### ◆ Large-sized waste dispatch collection

#### Details

The staff will visit your home and pick-up large-sized waste.

#### Fees

Pick-up fee is free of charge but a large-sized waste ticket is required for each item. (In some cases the ticket may be waived. Please inquire for details.)

#### Application

Please call or send a fax to the Minato Recycling and Waste Management Office for consultation. Staff members will visit your house to check the situation and determine whether or not they can carry out the waste on your behalf. (The following cases cannot be accepted, especially when it is dangerous.) When you live in an apartment house, you may not be able to receive the service due to the rules of your facility.

- ① You or your proxy cannot be present at the time of waste collection.
- ② Collection work may cause damage to the building.
- ③ Collection work involves danger.
- ④ The waste is long/heavy and cannot be carried out of the door.
- ⑤ Removal or dismantling work is required.
- ⑥ It is extremely difficult to carry out the waste.

## Contact guidance

The staff, while talking with people of the district, are making efforts in improving their disposal methods and behavior. Those who have trouble following the segregation and collection days please consult the Minato Recycling and Waste Management Office.


### Extra waste collection

When a great amount of waste has to be disposed at one time due to the move of a household or pruning of trees, usual collection can not correspond to the need. Please consult the Minato Recycling and Waste Management Office. Do not take your waste directly to the Minato Recycling and Waste Management Office and Minato incineration plants.



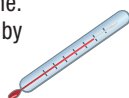
### Lending out bird preventive nets

In order to prevent crows and cats from scattering garbage at the waste collection site, the city lends out the bird preventive nets free of charge to the person who can take care of the collection site. Collaboration Project Section of each Regional City Office.



### About submitting waste which includes mercury

Garbage including mercury may cause stoppage in the incinerator at the waste plant. When submitting thermometers or manometers, please contact the Minato Recycling and Waste Management Office. A representative will collect directly from your home. Items submitted by businesses cannot be collected by the City.



### Waste collection locations

There are about 12,000 waste collection sites in the City and people in the community are voluntarily cleaning and keeping the dustbins in good condition. While locations of the waste collection sites and their users are determined based on opinions of the people in the community, the locations should be the places where collection can be conducted safely. Please consult the Minato Recycling and Waste Management Office on matters regarding collection sites.

Disposal of deceased pets and other animals

Carcasses of pets and other animals weighing less than 25 kg will be picked up and buried for a fee of 3,000 yen per animal. Dead animals collected free of charge if they entered your property by chance or are on public roads. The agency to contact varies depending on where the dead animal was discovered. Refer to the table on the right for contact information.



Place of finding	Contact	Telephone number
Pets・Private land	Minato Recycling and Waste Management Office	03-3450-8025
Municipal roads	Public Works Subsection, Shiba Regional City Office	03-3578-3104
	Public Works Subsection, Azabu Regional City Office	03-5114-8815
	Public Works Subsection, Akasaka Regional City Office	03-5413-7038
	Public Works Subsection, Takanawa Regional City Office	03-5421-7664
	Public Works Subsection, Shibaura-konan Regional City Office	03-6400-0017
Metropolitan roads	Minato Recycling and Waste Management Office	03-3450-8025
	* Contact the Metropolitan Road Management Contact Room during the non-business hours of the Minato Recycling and Waste Management Office.	03-3343-4061
National roads	National Road Yoyogi Branch (National Route 246)	03-3374-9451
	National Road Shinagawa Branch (National Route 1,15)	03-3799-6315

How to dispose of recyclable items and waste from business activities

In principle, recyclable items and waste from business have to be disposed of at the responsibility of the business establishments.

Recyclables or waste discarded by businesses must be treated appropriately. Therefore, in principle, the City will not collect such waste. All businesses must request waste collection/processing by an authorized waste collection and transporting company.  
※Companies denied by waste collection and transporting companies due to small amount of waste should inquire with the Minato Recycling and Waste Management Office. We will inform the companies which can collect and transport the waste.

Waste Management and Public Cleansing Act

Article 3 of the “Waste Management and Public Cleansing Act” establishes that “Businesses must assume responsibility for waste generated from their own business activities and carry out its proper processing.” In addition, article 9 “Minato City Ordinance on the Processing and Reuse of Waste” establishes that “The business must take responsibility of the waste from its business and process it properly.”

Please use care regarding the method of disposing of waste.

A study by the Tokyo Fire Department has found that compressing the following items causes intense smoke and ignition.

If these are disposed of as recyclables or waste, there is a risk of ignition due to the compression function inside the garbage truck, or a risk of a fire occurring at the intermediate treatment facility. Please dispose of waste in the manner shown below.

Spray cans

- ①Use as much of the contents as possible without opening holes.
- ②Even if the can is empty, keep the bag separate and do not mix it with other waste.
- ③Write “キケン (Danger)” or “スプレー缶 (Spray can)” on the bag and dispose of it as incombustible waste.



Rechargeable batteries, lithium ion batteries, button batteries

Some stores are collecting these items. Collection procedures may vary depending on the store, so please ask each store. For more information, please check the QR code below. If you are refused by the store, please contact the Minato Recycling and Waste Management Office.



Heated tobacco products

Consult with the Minato Recycling and Waste Management Office.



## Please join the group collection.

### What is the group collection

Regional organizations such as the neighborhood association, PTA or administrative cooperative composed of more than 10 households of its residents may undertake collection of recyclable materials themselves, and hand them over to a recyclable collection and processing company. In this manner efforts are being put into reduction of volume and recycling of garbage.

\* Used paper (excluding industrial waste) from small enterprises that meet the criteria of the Small and Medium Enterprises Basic Act (see below) can also be collected. However, since businesses cannot form a collective collection organization on their own, the waste paper must be provided to a local collective collection organization.

● **Small enterprises that meet the criteria of the Small and Medium Enterprises Basic Act**  
**Manufacturing, etc.:** 20 employees or less **Commerce/Service, etc.:** 5 employees or less

\* Please contact the Collaboration Project Section of each Regional City Office before starting the group collection.

### Refer to

**Collaboration Project Section of each Regional City Office**

**Shiba Region ☎ 03-3578-3123**

**Azabu Region ☎ 03-5114-8802**

**Akasaka Region ☎ 03-5413-7272**

**Takanawa Region ☎ 03-5421-7621**

**Shibaura-konan Region ☎ 03-6400-0031**

### If you want to stop group collection

Should you switch from group collection to district collection, please consult with the Collaboration Project Section of each Regional City Office and the Minato Recycling and Waste Management Office beforehand. In addition, we may not be able to accommodate a switchover in the middle of a fiscal year. Thank you for your understanding.

The ward will pay the following incentives to resource collection groups in accordance with the items and volumes collected.

Items		Incentives
Waste paper	Newspapers, magazines, cardboard	7 yen/kg
	Paper cartons and other recyclable paper	20 yen/kg
Fabrics		10 yen/kg
Metal items, bottles, others		7 yen/kg

\* What can be and cannot be collected depends on the recyclable waste collection company, so check directly with the company.



Recyclable waste collection companies are listed on the List of Companies Registered for Group Collection on the City's website.

## Taking away of recyclable items is against the municipal law!!

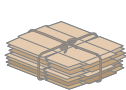
The City reinforces patrols to prevent taking away of recyclable items and control offenders.

There have been instances of waste being taken away at night in Minato City.

Minato City revised the "Minato City Ordinance on the Processing and Reuse of Waste" and prohibited the act of taking away recyclable items from recyclables and waste collection sites within the City.

In case the bylaw is violated, a fine up to 200,000 yen will be imposed.

### What is prohibited to take away



Used paper (newspapers, magazines, corrugated cardboards, paper packages, other recyclable papers)



Bottles



Cans



Plastic bottle

### To all the citizens

**Please provide us with information on the act of taking away.**

When you find the act of taking away recyclable items from the collection site you use, report it to Minato Recycling and Waste Management Office. However, refrain from trying to obtain information by yourself or contacting the violator recklessly to warn him/her. If you feel that there is a danger to yourself, report to the police.

**Please utilize group collections.**

It is effective in preventing taking away of recyclables because groups directly manage them.

There have been instances of waste being abandoned at night in Minato City. Please refrain from placing waste at collection sites the night before collection date.

The waste collection traders, who are entrusted to collect recyclable items by the City, paste stickers on the cars (see the photo on the right) and start collection after 8:00 am. Further, collectors of the recyclable items always wear working clothes and work in a pair.





## Sort plastics as recyclables!

If you put plastic in your combustible waste, the burning will release CO<sub>2</sub> (carbon dioxide) into the atmosphere, furthering global warming.

Burning one plastic lunch box from a convenience store (approx. 25g) will generate the same amount of CO<sub>2</sub> as 70 500ml plastic bottles.



## Unused food (food loss) is collected at the “food drive” acceptance desk.

“Food drive” is a program collects food left over from households (unused food) and donates it to people in need. The City currently provides the collected food to the Minato City Living and Employment Support Center, children's cafeterias, and NPOs (food banks), etc.

Location for Acceptance		Hours
Shiba Regional City Office Collaboration Project Section	2nd Floor	Monday to Friday: 8:30 am to 5:00 pm
Azabu Regional City Office Collaboration Project Section	1st Floor	Monday to Friday: 8:30 am to 5:00 pm
Akasaka Regional City Office Collaboration Project Section	2nd Floor	Monday to Friday: 8:30 am to 5:00 pm
Takanawa Regional City Office Collaboration Project Section	4th Floor	Monday to Friday: 8:30 am to 5:00 pm
Shibaura-konan Regional City Office Collaboration Project Section	1st Floor	Monday to Friday: 8:30 am to 5:00 pm
Shibaura-konan Regional City Office Daiba Annex Daiba Community Plaza	2nd Floor	Monday to Friday: 8:30 am to 5:00 pm
Minato Recycling and Waste Management Office	2nd Floor Reception	Monday to Friday: 8:30 am to 5:00 pm
Home-based Palliative Cancer Care Support Center “UI KEA MINATO”Yukashi-no-Mori	5th Floor Reception	Monday to Friday: 10:00 am to 8:30 pm Saturday: 10 am to 4:30 pm
Eco Plaza	1st Floor Reception	9:30 am to 8:00 pm *Closed on the 4th Monday of every month. (If the 4th Monday is a public holiday, the desk will be closed the following day instead.)
Shirokanedai Iki-iki Plaza <sup>*1</sup>	1st Floor Reception	Monday to Saturday: 9:00 am to 9:30 pm Sunday: 9:00 am to 5:00 pm

<sup>\*1</sup> Due to the large-scale renovation of the complex, the food drive acceptance has been suspended from September 1, 2024, and is expected to resume on July 1, 2026. Please use the Collaboration Project Section on the 4th floor of the Takanawa Regional City Office, which is the nearest location, or the reception on the 5th floor of the Home-based Palliative Cancer Care Support Center “UI KEA MINATO” Yukashi-no-Mori.

## Regarding the disposal of wastes from home care

Separate the waste from home medical care supplies as follows.

### Recyclable plastics

Tablet wrapping films and containers of medicines for internal use and ointments made of plastic  
\*Plastic items other than the above must be disposed of as combustible waste, even though they have a plastic resin identification symbol on them.

### Combustible waste

Gauze, degreasing line, testing paper, diapers, IV bag, syringes, CAPD bag and its attached tube etc.

### Incombustible waste

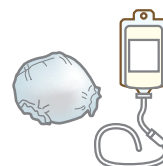
Empty medicine bottles, etc.

### Injection needles

Return injection needles to the medical institution (hospital or clinic) that prescribed them, dispensing pharmacy, or home-visit nursing station.

### Things to remember when disposing of waste from home

- CAPD bags and other medical-use bags should be emptied, with the residue properly treated, before putting them out as combustible waste.
- When putting them in bags for disposal, please be careful not to tear the bags.
- Please flush the dirty content of diapers in toilets before disposal.



# Site-collection

## Site collection

Site-collection is a system in which the city uses collection boxes installed in each Regional City Office to collect small-sized home appliances, plastic bottle caps, used clothing, waste cooking oil, used fluorescent lights and dry-cell batteries. **Items are limited to household items.** Locations of collection boxes are included in the Site-collection list on page 24.



## Used small-sized home appliances (9 targeted collection items)

Some of small-sized home appliances disposed as incombustible waste contain useful metals (rare metals such as palladium or precious metal such as gold, silver, copper). Minato City utilizes these used small-sized home appliances effectively as resources and promotes recycling of useful metals.

### How to dispose

- Please dispose directly to the yellow collection boxes installed at 14 city owned facilities.

### 9 targeted collection items



Cellphones



Digital cameras



Portable video cameras



Mobile music players



Electronic dictionaries



Portable game devices



Portable car navigation systems



Electronic calculators



Cords such as AC adapters



Used small-sized home appliances collection box


### \* Note

- Please erase personal information on the cellphone, etc.
- Remove all batteries, including lithium-ion batteries.
- Do not put items other than the nine eligible collection items in the boxes.

## Collection of waste cooking oil

Let the waste cooking oil cool down to a room temperature and pour into an airtight container such as a plastic bottle using a funnel and close the cap tightly, and bring it to a place where a collection box is installed.

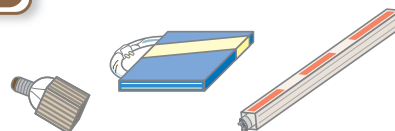
- Limited to cooking oil only. Do not put oil other than cooking oil such as petroleum oil.
- Cooking residue can be in the oil.



## Collection of used fluorescent lights

Put straight tube/circle type fluorescent lights back into the original packages from the time of purchase or wrap them into newspaper to avoid getting broken, and bring them to a place where a collection box is installed.

- Please dispose of broken fluorescent lamps as incombustible waste.



## Plastic bottle caps collection

Caps collected by site-collection are handed over to recycling companies, and a portion of the proceeds from recycling are donated to NPOs that work to deliver vaccines to children around the world. PET bottle caps can be disposed of at collection centers as recyclable plastics, but we ask for your cooperation in collecting by site-collection.



## Used clothing collection

Please wash clothing and place it in a transparent bag and take the bag to the collection box. Dry cleaning is unnecessary. Collected used clothing is mainly reused overseas.

### Items that can be collected



- All clothing that can be reused.
- Shoes and socks (only those with both left and right counterparts), towels, traditional clothing, an obi etc.

※Items must be reusable, so only items that can be worn again are allowed.



### Items that cannot be collected



- Futons, cushions, pillows, rugs, carpets, etc.
- Rubber or vinyl items such as rubber boots, raincoats, etc.
- Company or other uniforms, items with names.
- Items used by pets.
- Items that are very dirty or wet.



### \* Note

- Please wash before submitting. Dry cleaning is unnecessary.
- It is not necessary to remove decorations such as buttons and belts.
- Shoes and socks must include both left and right counterparts. For sets that may get separated, please tie together with string or rubber band.
- Please use a transparent bag for bringing.
- Please separate shoes from clothing.
- When bringing on rainy days, please make sure items are not wet from rain.
- Please check that the clothing does not contain any valuable items before submitting.

## Collection of used dry-cell batteries

Batteries contain valuable resources. In order to make effective use of these resources, collection boxes are set up and batteries are collected at each Regional City Office, library, Ikiki Plaza, etc.

### Items that can be collected



- Alkaline or manganese dry-cell batteries or (only cell-shaped)



### Items that cannot be collected



- Rechargeable batteries, button-type batteries, cellphone battery packs, car batteries, etc.



According to the Tokyo Fire Dept., when rechargeable batteries or button type batteries such as lithium ion batteries are compressed, they may emit smoke and sparks. When disposing of these types of batteries, there is risk of fire from the compression function in garbage trucks.

Please dispose of rechargeable or button-type batteries such as lithium ion batteries by placing them in collection boxes at retail locations.

## Collection of ceramics and glass

Wrap the items in newspaper and place them in the collection box. If the items are broken, write "キケン" on the newspaper. Place unused gifts, etc., in the collection box while packaged in the original box.

### Items that can be collected



- Crockery (plates, teapots, bowls, tumblers, coffee cups, etc.), cosmetic jars and bottles (Empty the contents and remove the cap.), sheets of glass less than 30cm in size

### Items that cannot be collected



- Bricks, tiles, external wall materials, concrete blocks, lightbulbs

## Toy collection

Household toys that are no longer needed are reused overseas through private companies.

### Items that can be collected



- Household toys such as dolls, stuffed animals, diecast cars, radio-controlled cars, educational toys, acoustic toys, etc.

### Items that cannot be collected



- Toys that are severely damaged or dirty, toys that cannot be used due to missing parts, toys that require an outlet to operate, dangerous toys such as air guns, pet supplies, discs such as CDs/DVDs, etc.

Toys that are too large to fit into the collection box (length 40 cm x width 40 cm x height 70 cm) are not accepted because their size will hinder collection and transportation.

Table of site collection

Installation location	Location	回 収 品 目							
		Used Small household appliances	Plastic bottle caps	Used clothing	Waste cooking oil	Used fluorescent lights	Used batteries	Ceramics, glass	Toys
Shiba Regional City Office (Minato City Office)	1-5-25 Shibakoen	●	●	●			●		
Azabu Regional City Office	5-16-45 Roppongi	●	●	●			●		
Akasaka Regional City Office	4-18-13 Akasaka	●	●	●			●		
Takanawa Regional City Office	1-16-25 Takanawa	●	●	●			●		
Shibaura-konan Regional City Office	1-16-1 Shibaura	●	●	●			●		
Shibaura-konan Civic Center	4-13-1 Shibaura	●	●	●					
Daiba Civic Center	1-5-1 Daiba	●	●	●			●		
Minato Recycling and Waste Management Office	3-9-59 Konan	●	●	●	●	●	●	●	●
Minato Recycling and Waste Management Office Operations Contact Center	3-9-6 Moto-azabu	●	●	●	●	●	●	●	●
Eco Plaza	1-13-1 Hamamatsucho	●	●	●		●	●		●
Mita Ikiiki Plaza	4-1-17 Shiba	●	●						
Shimmei Iki-iki Plaza	1-6-7 Hamamatsucho			●					
Minami-azabu Iki-iki Plaza	1-5-26 Minami-azabu			●			●		
Arisu Iki-iki Plaza	4-6-7 Minami-azabu			●			●		
Nishi-azabu Iki-iki Plaza	2-13-3 Nishi-azabu			●			●		
Iigura Ikiiki Plaza	2-16-11 Higashi-azabu	●	●				●		
Aoyama Ikiiki Plaza	2-16-5 Minami-aoyama	●	●	●			●		
Seinan Ikiiki Plaza	4-10-1 Minami-aoyama						●		
Toyooka Ikiiki Plaza	5-7-7 Mita		●						
Takanawa Ikiiki Plaza	3-18-15 Takanawa		●						
Shirokane Ikiiki Plaza	3-10-12 Shirokane		●						
Shirokanedai Ikiiki Plaza	4-8-5 Shirokanedai	●		●			●		
Konan Ikiiki Plaza Yutorimu	4-2-1 Konan		●						
Minato Library	3-2-25 Shibakoen						●		
Mita Library	5-36-4 Shiba						●		
Azabu Library	5-12-24 Roppongi						●		
Akasaka Library	1-3-3 Minami-aoyama						●		
Takanawa Library	1-16-25 Takanawa						●		
Konan Library	3-3-17 Konan						●		
Bicycle park at the north exit of Hamamatsucho Station	1-2-34 Kaigan			●					
Minato City Sports Center	1-16-1 Shibaura			●					

\*The site-collection and food drive acceptance at Shirokanedai Ikiiki Plaza have been suspended due to the large-scale renovation work, starting from September 1, 2024, and are expected to resume on July 1, 2026.



For the details of waste collection at designated sites, see the Minato City Website.



# Items that cannot be collected by Minato City

## Items defined by the Home Appliance Recycling Law



For details, see the Minato City Website.

### Items




Air conditioners



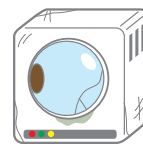
Televisions  
(Cathode-ray tube, LC and Plasma, organic EL)



Refrigerators / Freezers



Washing machines



Cloth Dryers

### How to dispose

#### When you buy a new item.



Contact the store  
where you plan to buy a new item.

#### When you want to dispose of an item.



Contact the store  
where you bought the item.

#### When you don't know the store where you bought the item.



\*Please check the  
manufacturer's name  
and the model number  
beforehand.

Contact the Electric Appliances  
Recycling Reception Center.

**0570-087200** (Navi Dial)  
(9:00 am-5:00 pm Mondays to Fridays)

**Online application (24 hours)**  
<https://kaden23rc.jp>

## Personal computers

### Collection by the manufacturer Please contact the manufacturer.

- Collection of computers with a PC recycling mark is free of charge.  
Please check the manufacturer's website for how to apply for collection.
- If the manufacturer is unknown, contact the PC3R Promotion Association Institute computer recycling center. ☎044-540-0576 from 10:00 am to 5:00 pm on weekdays (excluding weekends and holidays)  
\*You may also contact the center on the Internet: <https://www.pc3r.jp>

### Collection by a delivery service Please contact RenetJapan Inc., the City's partner business operator.

- Apply for collection via Renet Japan's website (<https://www.renet.jp/>).  
A delivery service will come to your home to collect the computer at your preferred time.
- If the collected items include a computer, the collection charge will be free for only one box of items. (Size of one box: Sum of the dimensions is 140 cm or less; Weight: 20 kg or less)  
Printers and other peripheral devices can be collected with the computer. (The computer data is returned free of charge only if the person deletes it themselves.)
- Inquiry and application 0570-085-800 (Navi Dial) Opening hours 10:00 am-5:00 pm (excluding Year-end and New Year)

Fees are charged for  
the collection of PCs  
without the PC  
Recycle mark (those  
purchased before  
October 1, 2003).



Desktop computer  
devices



Notebook  
computers



CRT displays



LCD displays



CRT displays  
Integrated model computers



LCD displays  
Integrated model computers

## Motorcycles

### For inquiries

#### 2-wheel vehicle recycle call center

☎ **050-3000-0727** (Mondays to Fridays (Excluding holidays, year-end and New Year's holidays, etc.) 9:30 am-5:00 pm)

**Japan Automobile Recycling Promotion Center**  
Homepage: <https://www.jarc.or.jp/motorcycle/>

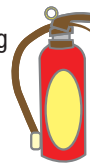


## Fire extinguishers (Fire extinguishers are recycled.)

Minato City does not collect fire extinguishers. Fire extinguishers are disposed of by the Fire Extinguisher Recycling Promotion Center in cooperation with specified local counters.

**Fire Extinguisher Recycling Promotion Center Co., Ltd.** ☎ **03-5829-6773**

**9: 00-17: 00** (Excluding Saturdays, Sundays, holidays and 12:00 pm to 1:00 pm)



## Dangerous articles and others difficult to deal with

**For their disposal, please inquire at the store it was purchased or its manufacturer.**

### Dangerous articles

The city does not collect harmful, dangerous, inflammable and vile-smelling articles and other articles difficult to deal with.




Chemicals



Petroleum (kerosene, gasoline, thinner, etc.)



Paint

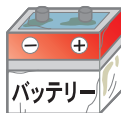


Matches

### Other articles difficult to deal with



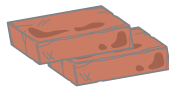
Fireproof safes



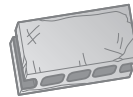
Batteries



Tires




Bricks



Concrete blocks



Pianos



Stones, rocks



Should the name of the store purchased or the name of the manufacturer be unclear, please consult a specialized company or waste collection and transporting company.



## Soil, sand

### For inquiries

**Shidashoten Company** (Mon-Sat (except New Year) 8:00 am-8:00 pm)

☎ **0120-937-277** Homepage: <https://www.shida-eco.com>

**Wisteria Garden** (Mondays to Saturdays (excluding holidays) 9:00 am – 5:00 pm(Saturday until 12:00 pm))

☎ **03-5374-2220** Homepage: <http://wisteria-garden.eco.coocan.jp>

\* The above are collection companies are handled by the Minato Recycling and Waste Management Office. Please inquire at the respective companies.



## Illegal disposal is a criminal offense!!



### Let's prevent illegal disposal

Scattering waste will lead to more littering, which may eventually lead to illegal disposal. This will also spoil the beautiful atmosphere of the city, interfere with traffic, and cause a nuisance to neighbors. We request your cooperation in keeping the grounds and surrounding areas clean on a daily basis. Please refer to the section on the right for contact information for each location in the event that you discover illegal disposal. If you see illegal disposal, please contact your local police station.

Place of finding	Contact	Telephone number
Collection center on the street	Minato Recycling and Waste Management Office	03-3450-8025
Private land	Collaboration Project Section of Shiba Regional City Office	03-3578-3123
	Collaboration Project Section of Azabu Regional City Office	03-5114-8802
	Collaboration Project Section of Akasaka Regional City Office	03-5413-7272
	Collaboration Project Section of Takanawa Regional City Office	03-5421-7621
	Collaboration Project Section of Shibaura-konan Regional City Office	03-6400-0031
Municipal roads	Community Development Subsection, Shiba Regional City Office	03-3578-3104
	Community Development Subsection, Azabu Regional City Office	03-5114-8815
	Community Development Subsection, Akasaka Regional City Office	03-5413-7038
	Community Development Subsection, Takanawa Regional City Office	03-5421-7664
	Community Development Subsection, Shibaura-konan Regional City Office	03-6400-0017
Metropolitan roads	First Construction Office, Construction Bureau	03-3452-1464
National roads	National Road Yoyogi Branch (National Route 246)	03-3374-9451
	National Road Shinagawa Branch (National Route 1,15)	03-3799-6315

# Let's implement the 3Rs

## Keep in mind not to waste! Let's make a recycling-based society.

Our living is affluent with goods. And everyday, a lot of goods are produced, consumed and disposed. However, the Earth's resources are limited. For the future of the Earth, we have to try not to waste things and aim at realization of a recycling-based a society where limited resources are recycled.

Let's take a second look at our lives and tackle the reduction of waste as a firsthand effort.

### 3

## Reduce waste with the 3Rs!

The key words to reduce waste are the three Rs.

We will be able to reduce waste with a little bit of effort.

### The 1st R is Reduce

Don't throw out garbage

#### Let's put it to practice!

- ☆ Let's buy only in the needed amount.
- ☆ Let's not have any leftovers.
- ☆ Bring your own bag during shopping.
- ☆ Let's buy products with simple packaging if they are the same.



Minato City's character of reduce  
Danjiro

### The 2nd R is Reuse

Use it again  
repeat usage

#### Let's put it to practice!

- ☆ Use reusable tableware instead of paper plates etc. during festivals and events.
- ☆ Give old clothes, etc. to people, or put them out to the city's collection point.



Minato City's character of reuse  
Reuse-ke

### The 3rd R is Recycle

Use rehabilitated items

#### Let's put it to practice!

- ☆ Let's follow the rules and correctly segregate recyclable materials from garbage.
- ☆ Let's remove dirt from plastic containers and the like with old cloth and waste water before disposing them on the day for recyclable plastics.
- ☆ Let's actively buy recycled products.



Minato City's character of ecology  
Ecolle

## Use Minato Eco Shops!

Minato Eco Shops are retail stores in Minato City that are actively engaged in reducing waste and recycling. A list of Minato Eco Shops and their respective efforts is available on the official Minato City website. Use Minato Eco Shops regularly for eco-friendly shopping.

Look for this sticker or nameplate to find a Minato Eco Shop.



Minato Eco Shop sticker/nameplate

# Efforts to reduce garbage

## Why not check the furniture recycling display?

"It can still be used" "It would be a shame to throw it away!" Do you have these kinds of wooden furniture just lying about your home?

The city will collect unwanted wooden furniture in good condition, free of charge, after assessing the quality of each piece, in order to reduce the amount of large-sized waste and promote effective use of resources through reusing the furniture.

After simple cleaning and repairs, the collected wooden furniture will be exhibited at the furniture recycling exhibition and will be sold for a fee to the first buyer.

Each household may buy up to two pieces of wooden furniture at a time. We sell wooden furniture from 500 yen, depending on its size and quality. Deliveries are only available to locations in Minato City. (transport of the item will be paid by buyer)



**We will collect your good-quality unwanted wooden household furniture.**

### How to Apply

All wooden furniture must be assessed. Assessments will be made by prior appointment so please contact the "Furniture Recycling Exhibition Office," below.

Also, depending on screening results, collection may not be available of charge. We appreciate your understanding.

We do not accept any of the following cases:

- No elevator on and above the 3rd floor.
- If you can't take it out of the front door.
- When the road is too narrow for a pick-up vehicle to enter.
- If there is any other risk to pick up.

## If you would like to see and buy the furniture on display !

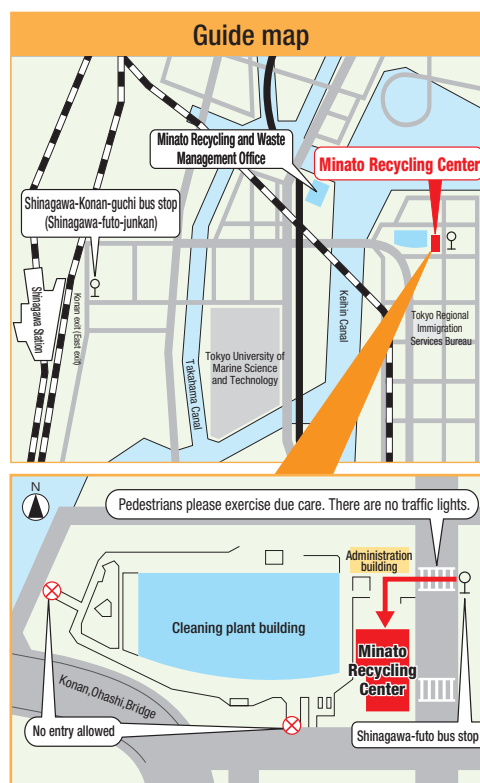
### Furniture-Recycling Exhibition Space

- **Place** Minato Resource Recycle Center  
(Minato incineration plant site, 5-7-1 Konan, Minato City)
- **Hours** 9:30am-4:30pm  
※ The Center will close at 4:30pm so make sure you visit with enough time.
- **Closed** Closed on Sundays, the 3rd Thursday of every month, Dec 28 to Jan 3
- **Access** Tobus (Shina 99)Shinagawa -futo round trip  
Shinagawa-Konan-guchi exit→Shinagawa-futo bus station 1 minute by foot  
※ There are no parking lots. General vehicles are not allowed to enter,so please use public transportation.

**For inquiries about the application to take the items and the display dates**

**Furniture Recycle Display Office**

**☎ 03-3472-8186**





## What is "food loss" ?

Food loss refers to food that is disposed of as waste even though it is still safe to eat, such as leftovers, vegetable skin peeled too thickly during cooking preparation, and foodstuffs that have passed their best-by dates. In Minato City, of the combustible waste collected by the City, about one-third of household waste and one-second of business waste (from companies and restaurants) is raw garbage that includes food loss. Minato City aims to reduce combustible waste by working towards minimizing food loss.

## what we can do

### "3 alls" activity (Use all, Eat all, Drain all the water)

"To reduce food loss, it is effective to "use all" and "eat all". To reduce garbage, let's work on the "3 alls" together with "drain all the water".

#### ● Use all Purchase only what you need, and use it up without waste!

- ▶ Before going out, check the refrigerator, and make a shopping plan
- ▶ Take advantage of buying things in small quantities, and avoid buying too much
- ▶ Freeze food to keep it, and use up all the ingredients

#### ● Eat all Let's enjoy food without leaving anything!

- ▶ Make only as much food as you can eat
- ▶ Re-use any food remaining in different ways

#### ● drain the water About 80% of garbage is water. Before you throw it out, drain all the water thoroughly!

- ▶ Don't allow food ingredients to get wet
- ▶ Let garbage dry in a well-ventilated place before taking it out

### Food Drive



For details, see the Minato City Website.

This program collects unused food left over from households and provides it to people in need. Minato City provides the collected food to the Minato City Living and Employment Support Center, the Minato City Children's Cafeteria Network, facilities for supporting mothers and children, and NPOs (food banks).

We collect food at the Collaboration Project Section of each Regional City Office, Daiba Annex, Shirokanedai Iki-iki Plaza, Home-based Palliative Cancer Care Support Center, Eco Plaza, Minato Recycling and Waste Management Office.



For specific collection locations, see page 21.

### Let's use 'Stop Food Loss Partner Restaurants'

In the ward, restaurants that are actively reducing food loss, such as by introducing small serving menus, are registered as 'Stop Food Loss Partner Restaurants'.

Contribute to reducing food loss by using 'Stop Food Loss Partner Restaurants'.

You can identify them by the sticker (example) they display, shown on the right.



# Efforts to reduce garbage

## Subsidy for purchasing household waste disposal or other equipment.

In order to promote the reduction and recycling of food waste, we subsidize part of the cost of purchasing household food waste disposal machines or other equipment.

### Eligible households (those that meet the following requirements)

- ① Must be registered as a resident in the City.
- ② Must have purchased a household waste disposal or other equipment and must be able to use it continuously in the City for at least six months from the date of purchase.
- ③ Must not have received a subsidy within the past three years.
- ④ Three months must not have passed from the date of purchase of the household waste disposal or other equipment at the time of application for the subsidy.

### Amount of Subsidy

Half the price (consumption tax included) of the purchase of one piece of equipment (rounded down to the nearest hundred yen). Limit of 20,000 yen (one piece of equipment per household)

### Applicable Models

Waste disposal equipment for households\* and compost containers

\*For in-sink food waste disposals, only models with solid-liquid separation and food waste treatment functions whose installation is recognized by the Tokyo Metropolitan Government are acceptable.

### Documents required for application.

Application form and original receipt.

\*You can also download the application form from the Minato City website.

### Additional Notes.

Conditions apply only if purchased by an individual.

For details such as requirements, please contact the Minato Recycling and Waste Management Office or visit the City's official website before purchasing.

Subsidies will be provided within the budget. Subsidies will be terminated when the cumulative total of applications reaches the budgeted amount for the year. We ask for your understanding in advance.

## Free rental of household food waste disposal machines

We rent out one unit per household free of charge to residents who want to experience the effectiveness of a food waste disposal machine.

Please note that while we accept rental applications at any time, availability of units is limited, which may result in a wait.

### Disposal machines available for rental

**Dry-type (indoor installation type)**

- External dimensions: Width 268 mm x Depth 365 mm x Height 470 mm (Height 690 mm when the lid is open)
- Machine weight: 11 kg
- Maximum processing capacity: 1.0 kg per time


### Rental conditions

- (1) Rental period is up to 3 months.
- (2) You must have a permanent address in the City and a suitable place to install the household food waste disposal machine.
- (3) You must be able to pick up and return the household food waste disposal machine.  
\*The place to pick up and return the household food waste disposal machine is the Minato Recycling and Waste Management Office.
- (4) You must pay the electricity and transportation costs for the household food waste disposal machine.
- (5) You must be willing to cooperate with the questionnaire regarding the use of the household food waste disposal machine.

### How to apply

Please apply in person at the Minato Recycling and Waste Management Office. When applying, you will need to show proof of your name and address (e.g. driver's license, health insurance card, etc.).

\*For details, please contact the Minato Recycling and Waste Management Office.



## Use reusable tableware

### Reusable tableware rental

In Minato City, we recommend the use of reusable tableware that can be washed and used repeatedly. We rent it out free of charge to events organized by town associations, residents' associations, schools, businesses, and various organizations that have bases in Minato City.

#### Note

\*The tableware, packed in approximately 20 pieces, is delivered bundled in a large plastic bag and packed in a container with a lid. Please do not tear open the plastic packaging and take out the tableware all at once, as it will be impossible to tell which pieces have been used and which have not.

\*Please wipe the collected tableware with the cloth provided to ensure that no residue remains. There is no need to thoroughly wash with water.

\*If you are unable to return the tableware on the day of the event, please store it until you request a collection and return it promptly the following day or later.

#### Types of reusable tableware



### Subsidizing the use of reusable tableware

When you rent reused tableware for events held in Minato City, part of the cost will be subsidized. The amount of the subsidy is half of the cost of renting reused tableware, including shipping and other costs, with a limit of 50,000 yen (rounded down to the nearest 100 yen).

For details such as requirements, please contact the Minato Recycling and Waste Management Office or visit the City's official website.

## Please use the garbage sorting app

Minato City distributes a garbage sorting application for smartphones. It is packed with useful functions such as methods of separating resources and garbage, collection date calendar, and an alarm to prevent forgetting to put garbage out. You can download it from the app store or with the QR code below.

①  
Click here  
for iOS device  
(compatible with  
iOS5.1.1 or later)



②  
Click here for  
Android device  
(compatible with  
Android OS 2.3 or later)



For further information, contact the Minato Recycling and Cleaning Office, ☎ 03-3450-8025  
Minato Ward website: <https://www.city.minato.tokyo.jp/>

# Sorting list for recyclables and waste

	Item	Product name	Recyclable plastics	Recyclable items	Combustible waste	Incombustible waste	Large-sized waste	Others	Remarks
A	AC adapter					●			We also carry out collection by site-collection. Please see page 22.
	Adhesive tape	Packing tape, curing tape			●				
	Air conditioner							●	Cannot be collected by the city. Please see page 25.
	Air purifier						●		Turn to page 12.
	Albums	Album (paper)			●				
		Album (with metal parts)				●			
	Aluminum foil					●			
	Animal remains							●	Turn to page 19.
B	Bamboo skewers				●				Please cover the pointed end of the bamboo skewers with paper or something similar before putting them out.
	Battery							●	Turn to page 26.
	Battery chargers					●			
	Bed						●		Turn to page 12.
	Belts	Belts (leather)			●				
		Belts (with a lot of attached metal)				●			
	Bicycle						●		Turn to page 12.
	Binder	Binder (paper)			●				Please remove the metal part.
		Binder (plastic)	●						If it won't come off, dispose with incombustible waste.
	Blades, needles					●			Wrap in newspaper and label as “キケン” (Dangerous) before disposal.
	Blanket	Futon bed					●		Turn to page 12.
	Blender					●			
	Bookshelf	Furniture					●		Turn to page 12.
	Bottles	Bottles (for food or beverage)		●					Please remove caps/lids from bottles.
		Bottles (glass flower vase, make-up)				●			Site-Collection is also available. Turn to page 23.
		Bottles (broken)				●			Wrap in newspaper and label as “キケン” (Dangerous) before disposal.
	Bubble wrap (packing material)		●						
C	Calculator, electronic dictionary					●			Site-collection is also available. Turn to page 22.
	Camera					●			Digital cameras are also collected at sites. Turn to page 22.
	Can	Can (for food or beverage)							Items that cannot be cleaned should be disposed of as incombustible waste.
		Can (for uses other than for eating and drinking)				●			
	Candles				●				
	Carpet	Rugs, electric carpet					●		Turn to page 12.
	Carton	Carton (white interior)		●					
		Carton (non-white interior)			●				
	Carton box	Carton (non-waxed)		●					
		Carton (waxed)			●				
	Casette tapes				●				
	CD				●				CD cases are grouped with recyclable plastics.
	Chopping board	Chopping board (plastic)	●						For geater than 30cm turn to page 12.
		Chopping board (wood)			●				
	Clothes				●				Please remove metals that can be removed. Turn to page 23.
	Clothes box						●		Turn to page 12.
	Cloth dryers							●	Cannot be collected by the city. Please see page 25.
	Computer	Computer (main unit)						●	Cannot be collected by the city. Please consult the manufacturer or Turn to page25.
		Computer (mouse)				●			
		Keyboard (for computers)					●		Turn to page 12.



	Item	Product name	Recyclable plastics	Recyclable items	Combustible waste	Incombustible waste	Large-sized waste	Others	Remarks
C	Cordless					●			Site-collection is also available. Turn to page 22.
	crayon				●				
	Curtain				●				Please shred it to less than 30 cm.
	Curtain rail						●		Turn to page 12.
D	Dehumidification agent				●				
	Dentures							●	Turn to page 23.
	Deodorant				●				
	Desiccant				●				
	Diapers				●				Flush body waste down the toilet before disposing.
	Diatomaceous earth bath mat					●			For greater than 30 cm turn to page 12. (Items containing asbestos must be returned to the manufacturer. )
	Dry cell battery	Dry cell battery (cylindrical)				●			Site-Collection is also available. Turn to page 23.
		Dry cell battery (button type, rechargeable)						●	Turn to page 23.
	DVD				●				Dispose DVD case with recyclable plastics.
E	Egg tray	Egg tray (paper)			●				
		Egg tray (plastic)	●						
	Electronic cigarettes							●	Consult the Minato Recycling and Waste Management Office.
	Envelopes	Envelopes (paper)		●					Turn to page 7 Tie magazines, confectionery boxes, and wrappers together before disposal. Remove the plastic window and dispose with recyclable plastics. If the window is made of paper dispose as is with recyclable materials.
		Envelopes (plastic)	●						
	Eyeglasses					●			If the lens and frame are made of plastic, then dispose with recyclable plastics.
F	Facsimile (for household use)						●		For greater than 30cm turn to page 12.
	Fermented soybean pack (tray)		●						Soak with water until the dirt easily comes off.
	Fire extinguisher							●	Turn to page 26.
	Fireworks	Fireworks (used)			●				Remove water before disposal.
		Fireworks (unused)						●	Remove water before disposal.
	Fluorescent light					●			Site-collection is also available. Turn to page 22.
	Frying pan					●			For greater than 30cm (Excluding handle) turn to page 12.
	Futon bed						●		Turn to page 12.
G	Gas cartridges					●			Try to empty the contents whenever possible, use a different bag from other incombustible waste, and specify “キケン (danger)” on the bag. Turn to page 10.
	Golf items	Golf clubs, golf bag					●		Turn to page 12.
		Golf balls			●				
	Gravel for pets	Paper, tofu refuse, silica gel			●				
		Sand, bentonite				●			
H	Hair dryer					●			For greater than 30 cm turn to page 12.
	Hangers	Entirely plastic	●						Even If the hook is made of metal, dispose with recyclable plastics.
		Wood			●				Even If the hook is made of metal, dispose with combustible waste.
		Metal				●			
	Heated tobacco products							●	Consult with the Minato Recycling and Waste Management Office. Turn to page 19.
	Helium gas cylinder							●	Please refer to page 12. Please apply by phone to the Large-sized Waste Center.
I	Ink cartridge	Ink cartridge (for printer use)			●				As much as possible, put in the collection box of the product store.
	Insecticide				●				
	Iron					●			
	Ironing board						●		Turn to page 12.
K	Kettle					●			
	Kitchen cart						●		Turn to page 12.
	Knife					●			Wrap in newspaper and label as “キケン” (Dangerous) before disposal.
L	Laundry machine							●	Turn to page 25.
	Laundry pole						●		Turn to page 12.
	Leather goods	Leather goods (bags etc.)			●				For greater than 30 cm turn to page 12.

List of collection days for recyclables and waste

Sorting Waste

Recyclable plastics

Recyclable items (used papers, plastic bottles, bottles, cans)

Combustible waste

Incombustible waste

Large-sized waste

Other consultations

Site-collection

Items that cannot be collected by Minato City //illegal disposal

Efforts to reduce garbage

Sorting list for recyclables and waste

Reduce unnecessary plastics!

# Sorting list for recyclables and waste

	Item	Product name	Recyclable plastics	Recyclable items	Combustible waste	Incombustible waste	Large-sized waste	Others	Remarks
L	Light Bulbs					●			
	Lighter					●			Try to empty the contents whenever possible, use a different bag from other incombustible waste, and specify “キケン (danger)” on the bag. Turn to page 10.
	Luggage						●		Turn to page 12.
M	Magazines			●					Including books, notebooks, etc. turn to page 6.
	Make-up containers	Glass bottle				●			Site-Collection is also available. Turn to page 23.
		Plastic case			●				
	Mattress						●		Turn to page 12.
	Mechanical pencil				●				If made of metal dispose with incombustible waste.
	Medical waste (home medical care)							●	Turn to page 19.
	Medicines							●	Turn to page 26.
	Microwave (including microwave ovens)						●		Turn to page 12.
	Mobile batteries							●	Dispose of using the collection boxes at some stores (please refer to page 19)
	Mobile phones	Mobile phone (body, battery)						●	We also carry out collection by site-collection. Please see page 22. However, products with non-removable batteries cannot be collected.
	Motorcycle							●	Turn to page 25.
N	Needle							●	Cannot be collected (including units consisting of both needle and syringe). Please return these items to the medical institution or pharmacy that prescribed them. Please refer to page 19. If the needle and syringe can be separated, the syringe should be recycled as recyclable plastics.
	Newspapers			●					Dispose together with inserted advertisements (leaflets). Turn to page 6.
	Notebook			●					Turn to page 6.
O	Office paper	Other recyclable papers		●					Turn to page 7.
	Oil	Oil (cooking oil)			●				Site-collection is also available. Turn to page 22. <small>Make sure the oil has solidified before bringing it to the collection location.</small>
		Oil containers (metal, glass)				●			
		Oil containers (plastic)			●				
P	Pail	Pail (metal)				●			For greater than 30 cm turn to page 12.
		Pail (plastic)	●						For greater than 30 cm turn to page 12.
	Paint							●	Turn to page 26.
	Paper bag	Other recyclable papers		●					Turn to page 6.
	Photographs				●				
	Pill pack film		●						For tablets (medicine) turn to combustible materials.
	Plant pot	Plant pot (clay)				●			For greater than 30 cm turn to page 12. For the treatment of soil, turn to page 26.
		Plant pot (plastic)	●						For greater than 30 cm turn to page 12. For the treatment of soil, turn to page 26.
	Plastic bottles			●					Dispose caps/lids and labels from bottles with recyclable plastics.
	Plastic case		●				●		If the longest side is 60 cm or more, please refer to page 12. ( Smaller than 60 cm should be disposed of as recyclable plastics. However, items containing other materials, such as metal screws, should be treated as large-sized waste. )
	Pocket flashlight					●			Remove batteries before disposal.
	Pocket warmer	Pocket warmer (disposable)				●			
	Portable gas stove					●			For greater than 30 cm turn to page 12.
	Potholder				●				
	Pots					●			For greater than 30 cm turn to page 12. (Excluding handle)
	Printers						●		Turn to page 12. Dispose ink cartridges in collection boxes at stores where it is sold.
R	Rain gear	Rain gear (rain coats)			●				
	Raw garbage				●				Please remove water. We provide subsidies for household waste disposal and the purchase of other equipment. Turn to page30.
	Razor					●			Wrap in newspaper and label as “キケン” (Dangerous) before disposal.
	Refrigerant				●				

	Item	Product name	Recyclable plastics	Recyclable items	Combustible waste	Incombustible waste	Large-sized waste	Others	Remarks
R	Refrigerator, Freezer							●	Cannot be collected by the city. Please see page 25.
	Rice cooker					●			For greater than 30 cm turn to page 12.
	Rubber	Rubber items			●				Please cut to within 30 cm in length.
	Rubber bands				●				
S	Saw	Saw				●			For greater than 30cm turn to page 12. Wrap in newspaper and label as “キケン” (Dangerous) before disposal.
		Saw (electric)					●		Turn to page 12.
	Screwdriver	Screwdriver (tool)				●			
	Scrubbing brush	Scourer (metal)				●			
		Scrubbing brush (nylon, fiber)			●				
	Sewing machine						●		Turn to page 12.
	Shampoo bottle		●						Rinse insides with water before disposal.
	Shells					●			
	Shoes	Shoes, sneakers, boots etc.			●				
	Shredded paper				●				Cannot be disposed of as resources (waste paper)
	Smartphone							●	We also carry out collection by site-collection. Please see page 23.
	Soil, sand	Soil, sand (gardening)						●	Turn to page 26.
	Sponges				●				
	Spray					●			For details on how to dispose of these products, please refer to page 10.
	Stockings				●				
	Straw		●						Paper turn to combustible waste.
	Stroller						●		Turn to page 12.
	Stuffed toys				●				For greater than 30 cm turn to page 12.
	Styrofoam packing	Styrofoam packing	●						Dispose powder particles with combustible waste.
	Syringes							●	If the needle and syringe can be separated, dispose of the syringe with other combustible waste.
T	Tableware	Tableware (glass, ceramic)				●			Site-Collection is also available. Turn to page 23.
		Tableware (plastic)	●						
	Tatami chair						●		Turn to page 12.
	Thermometer	Thermometer (digital)				●			
		Thermometer (mercury)						●	Consult with the Minato Recycling and Waste Management Office. Turn to page 18.
	Tires							●	Turn to page 26.
	Tissue box			●					Dispose the plastic parts with recyclable plastics.
	Toner							●	Consult with the store or manufacturer.
	Toothbrush	Toothbrush	●						
		Electric toothbrush				●			
	Toothpick				●				
	Toys	Toys (plastic)	●						For greater than 30 cm turn to page 12.
		Toys (motorized or battery-powered)				●			Remove batteries before disposal. For greater than 30 cm turn to page 12.
	TV	TV (Cathode-ray tube, LC, Plasma, organic EL)						●	Cannot be collected by the City. Please refer to page 26.
U	Umbrella					●			Even if the size is 30 cm or larger, it is considered incombustible waste.
V	Vacuum cleaner						●		Turn to page 12.
	VHS player, DVD player, hard disk recorder						●		Turn to page 12.
	Video camera					●			Portable video cameras are collected also at the collection points. Turn to page 22.
	Video tape				●				
W	Washing machine							●	Cannot be collected by the city. Please see page 25.
	Water dispensers							●	Please contact the store where you made the contract. Note that the City cannot collect items that use CFCs.
	Wraps	Plastic wraps	●						
		Wraps (core, box)		●					Turn to page 7. If metal is attached, separate it and put it in the unburnable garbage.
	Wristwatch					●			

List of collection days for recyclables and waste

Sorting Waste

Recyclable plastics

Recyclable items (used papers, plastic bottles, bottles, cans)

Combustible waste

Incombustible waste

Large-sized waste

Other consultations

Site-collection

Items that cannot be collected by Minato City //illegal disposal

Efforts to reduce garbage

Sorting list for recyclables and waste

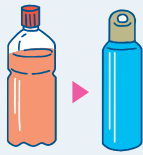
Reduce unnecessary plastics!

What we can do now!

# Reduce Unnecessary Plastic

## Easy Action 12

1



### Bring your own bottle!

Instead of drinking from plastic bottles, use your favorite bottle or tumbler. You can also get bottles that are compact and foldable.

2



### Use your own bag

Instead of getting shopping bags at convenience stores and supermarkets, always carry your own bag. It is convenient to have two sizes of bag, large and small.

3



### Would you like to make your own lunch box?

If you make your own lunch, you can reduce garbage from the lunch containers bought in convenience stores or supermarkets. When buying cooking ingredients, bring your own reusable bag and choose products with simple packaging.

4



### Take your own cutlery!

You never take plastic forks and spoons home to eat. But you can take your own cutlery to your workplace. Just say "I don't need plastic forks and spoons".

5



### Use something that can be re-used many times!

Don't over-use convenient wraps and zipper bags for preserving food, and 'balans' that separate cooked dishes! Use ceramic or glass containers, or silicon products that can be re-used. Use something that can be re-used many times!

6



### Use refillable products!

Use refillable products for shampoo, rinse, soap, or ballpoint pens. Perfect if you choose stylish ceramic or glass containers!

7



### Let's choose simple packaging!

Refuse excessive packaging when you buy things at the store. Simple packaging can reduce household waste. Always choose simple packaging.

8



### Do you really need promotion goods?

Plastic used in pocket tissues, fans and balloons which are distributed all over the city. Although it's easy to get them because they're free, don't accept so many promotion items.


9



### Avoid using vinyl umbrellas!

You easily forget vinyl umbrellas, or you easily break them and throw them away, because you can get them so easily. If you use sturdy or folding umbrellas carefully, you can reduce plastic garbage.

10



### Use reusable tableware!

Let's reduce disposable tableware at parties and events by using reusable tableware. Minato City lends and subsidizes reusable tableware.

11



### Please don't buy too many things!

Many plastics are also used for miscellaneous goods that are just over-purchased. Please don't buy too many things. If you do buy them, use them carefully to reduce garbage.

12



### Make good use of recycled products!

Correctly sort plastic items you are not using anymore to make it possible for that plastic to be used to make new products. When purchasing items, choose Eco Mark certified products that are environmentally friendly.

## SUSTAINABLE DEVELOPMENT GOALS



### Resource collection and waste collection during stormy weather such as the approach of a major typhoon

In the event of stormy weather such as the approach of a major typhoon, all resource and waste collection may be canceled or collection times may be moved forward or backward. This is done to ensure the safety of all residents. If we make a decision to cancel, etc., collection services, notifications will be issued on the Minato City website, X (formerly Twitter) account, etc.

### Minato City Environment and Recycling Support Department

We distribute information on X (formerly Twitter)! !



Guidebook for Sorting Recyclables and Waste Edited and published by:  
Minato Recycling and Waste Management Office, Environment and Recycling Support Department  
Printed Material #2024147-5651 Issued March, 2025  
3-9-59 Konan, Minato City, Tokyo, Japan 108-0075 ☎ 03-3450-8025 FAX 03-3450-8063



※Please take care in dialling the right number.