

How to properly separate and dispose of recyclable resources and garbage

Households

● Please put out of all resources and waste by 8 a.m. on the specified days of the week. ●

Recyclable Plastics

Every Week


Day

By 8 a.m.

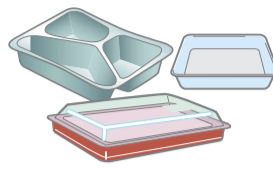
Please sort out the plastics with identification mark "Pla Mark" (♻️) as recyclable plastic. Please rinse before disposal.



Films and bags



Caps (lids)



Trays



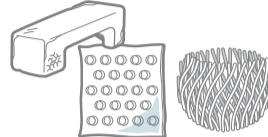
Cups and packages



Bottles and tubes




Cases (CD, DVD, etc.)



Styrofoam, etc.



Other plastics



- ① Clean with rags, water, etc.
- ② Place in a plastic bag that reveals its contents.

Do not layer bags.

Plastic bottles, bottles, cans, recyclable paper

Every Week

Day

By 8 a.m.

Rinse before disposal

※Remove caps and labels.



Plastic Bottles



Plastic bottles only

※Only for food and drinks



Bottles



Bottles only

※Only for food and drinks



Cans




Cans only

Also collected on rainy days



Newspapers, cardboards, paper cartons, miscellaneous paper



Other recyclable paper (snack boxes, toilet paper and cling wrap core, etc.)

PET bottles

Place PET bottles into bags designated for PET bottles or into clear plastic bags.

Bottles · Cans

Place bottles and cans into a clear plastic bag or their designated containers.

Recyclable paper

Bind paper together with string according to type. Other recyclable paper can be disposed of in paper bags or taken out placed between magazines.

Stuff flyers between newspapers.

Combustible waste

(Waste that can be burned)

Every Week

Day

By 8 a.m.




Uncleanable plastics



Rubber, leather products



Kitchen waste (Drain water well)



CD, videotape, etc.



Unrecyclable paper



Clothes, paper diaper, etc. (Remove filth before disposal)



Place in a trash can or a clear plastic bag.

Incombustible waste

(Waste that cannot be burned)

Week of the Month

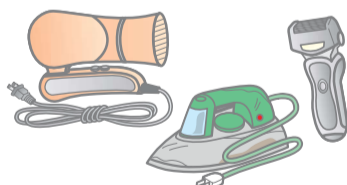
Day of the Week

Day

By 8 a.m.



Ceramics, glasses



Small-sized home appliances of less than 30 cm

*Anything longer than 30 cm is large-sized waste.



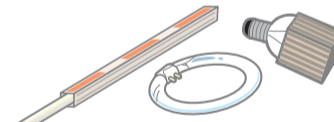
Disposable pocket warmers

Metallic products

Wrap cutting tools in newspapers, etc. and mark "キケン" (DANGEROUS).



Cassette Gas cylinder, spray can, lighter, Rechargeable batteries



Light bulbs, fluorescent lights

Place light bulbs and fluorescent lights in the cases, etc. that they were in when purchased.

*Fluorescent lights are also collected at collection sites. (excluding light bulbs)

Dispose of cassette gas cylinders in bags separately from other incombustible garbage upon emptying their contents and marking them with "キケン" (DANGEROUS). Rechargeable batteries should have their terminals insulated and be placed in a separate bag from other incombustible waste.



Place in a trash can or a clear plastic bag.

Collecting furniture for free

For furniture that is still usable, please use the service to collect furniture free of charge. *There are conditions. For details, please refer to page 26 before contacting us.

Furniture Recycling Display (9:30~16:30) TEL:03-3472-8186 (Closed on Sundays, the 3rd Thursday of every month. Dec.28~Jan.3)

Large-sized waste

Application System (with charges)

*Some kinds of bringings are accepted free of charge

Anything longer than 30 cm is large-sized waste.

Large-sized waste from businesses is not collected by the city. Please commission to waste collection and transporting companies.

Large-sized waste Reception Center TEL:03-6747-9253 (Available Monday-Saturday) 8:00~19:00

By Internet (Accepted 24 hours) <https://ecolife.e-tumo.jp/sodai-minato-tokyo-u/>

There are cases in which garbage collection will be canceled due to inclement weather, such as direct hits by large-scale typhoons (check the back of the Guidebook for further details).



Minato Call (Minato City Call Center) TEL:03-5472-3710 (Open all year 8:00~20:00) FAX:03-5777-8752

Minato Recycling and Waste Management Office TEL:03-3450-8025 (Mon - Sat 7:40~17:15) FAX:03-3450-8063