

# Report on the 33rd Minato City Public Opinion Survey, Digest Edition

# MINATO OPINION

This booklet provides an overview of the results of the 33rd Minato City Public Opinion Poll, which was conducted in December 2021. We would like to express our sincere gratitude to all of the residents who participated.

## [Overview of the Survey]

### ■ Survey design, etc.

[Survey subjects]: Minato City residents, men and women aged 18 years and older (including foreign residents)

[No. of samples]: 2,000 people

[Sampling]: Stratified random sampling from the Basic Resident Register

[Survey method]: Distribution and collection by post, electronic submission

[Survey period]: December 1 (Wed) – December 15 (Wed), 2021

[Number of effective responses]: 558 people

[Effective response rate]: 27.9%

### ■ Survey items

1	Intention of permanent residence	8	Gender equality
2	City administration in general	9	Peace
3	Minato City Basic Plan	10	Disaster measures
4	Minato City Smoking Rules	11	Suicide measures
5	Biodiversity	12	Crime prevention measures
6	Global warming countermeasures	13	Easy Japanese
7	Nationwide cooperation initiatives		

\*The “n” in graphs is used to refer to the number of respondents for a particular question.

\*As the percentages in this report are rounded off to the nearest two decimal places, the total percentage may not add up to 100.

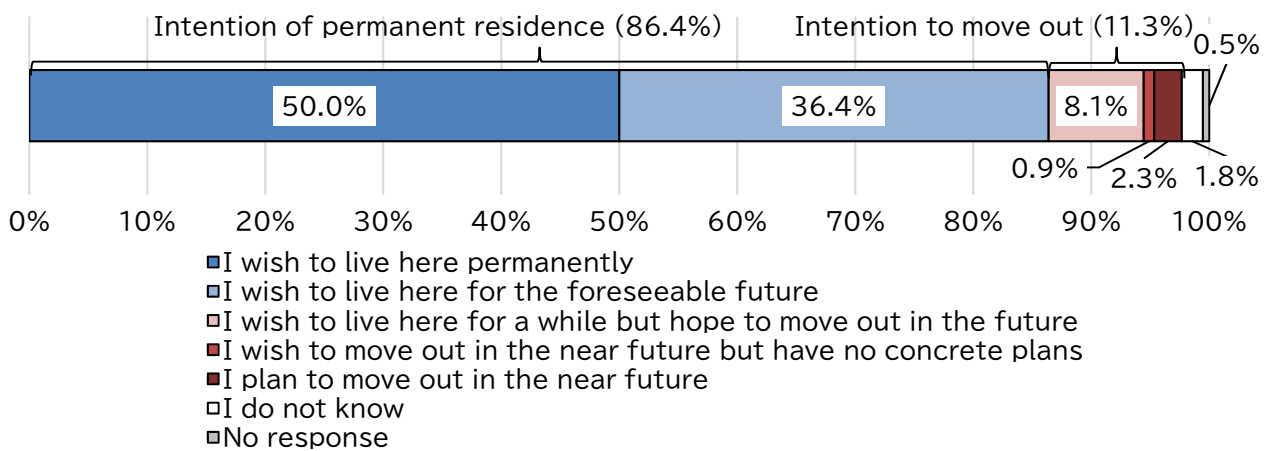
\*When multiple answers are possible, response rates may exceed 100%.

# Minato City

# 1 Intention of permanent residence

When asked if they wish to continue living in Minato City in the future, the largest percentage of respondents answered that they wish to always continue living in Minato City (50%), followed by 36.4% of respondents who answered that they wish to live in Minato City for the present. Together, they make up 86.4% of the respondents who intend to take up permanent residence in Minato City. On the other hand, more than 10% of the respondents expressed an intention to move out of Minato City (11.3%), broken down into 8.1% who intend to live in Minato City for a while but wish to move out of the city in the future, 0.9% who wish to move out of Minato City in the near future but have no concrete plans, and 2.3% who plan to move out of Minato City in the near future. (Figure 1).

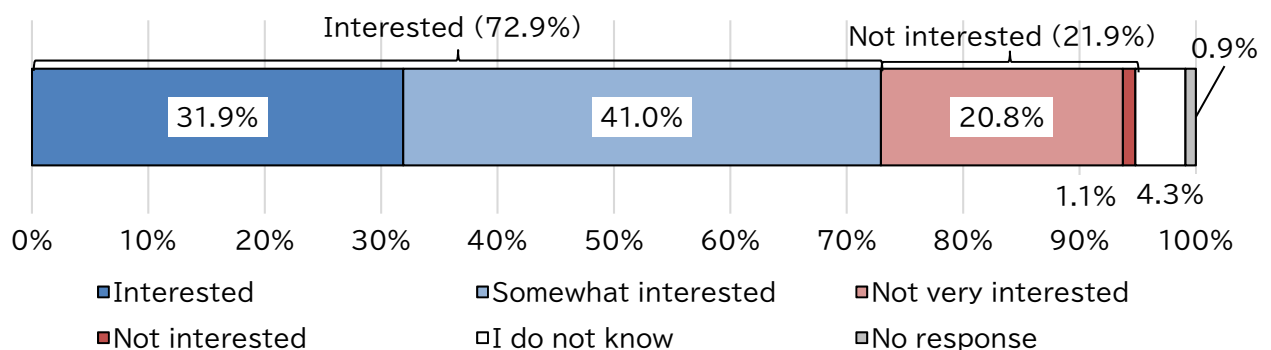
**Figure 1** n=558 (Single answer)



# 2 City administration in general

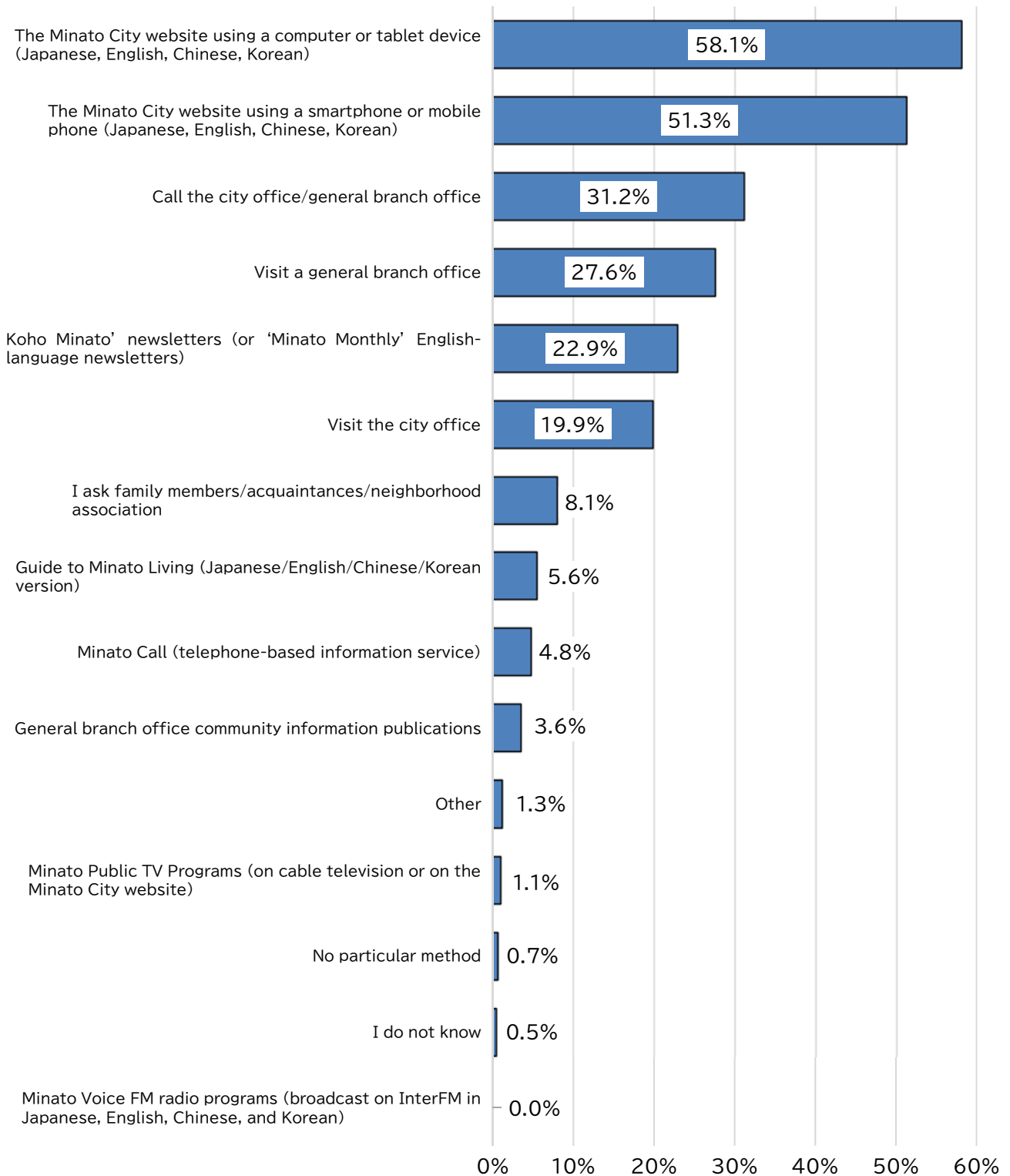
When asked if they are interested in Minato City's administration, the largest percentage of respondents at more than 40% expressed that they are somewhat interested (41.0%), followed by 31.9% who answered that they are interested. The two groups combined make up 72.9% of the respondents who are interested. On the other hand, more than 20% are not interested (21.9%), broken down into 20.8% who are not very interested and 1.1% who are not interested at all. (Figure 2)

**Figure 2** n=558 (Single answer)



Respondents were asked about how they obtain information when they wish to find out about Minato City’s administrative services, procedures, and other matters. The largest group, close to 60%, answered that they visit Minato City’s official website (Japanese, English, Chinese, Korean) on a computer or tablet device (58.1%). This is followed by respondents who visit Minato City’s official website (Japanese, English, Chinese, Korean) on a smartphone or mobile phone (51.3%), those who call the city office or regional city office (31.2%), those who visit the regional city office in person (27.6%), and those who read the Koho Minato newsletter or Minato Monthly (English newsletter) (22.9%). (Figure 3)

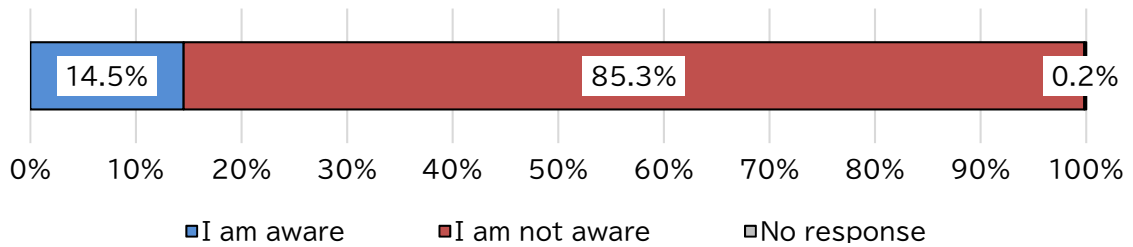
**Figure 3** n=558 (Multiple answers)



### 3 Minato City Basic Plan

When asked if they know about the Minato City Basic Plan (FY2021 – FY2026) formulated in FY2020, 14.5% of the respondents answered that they know about it, while 85.3% answered that they do not know about it. (Figure 4)

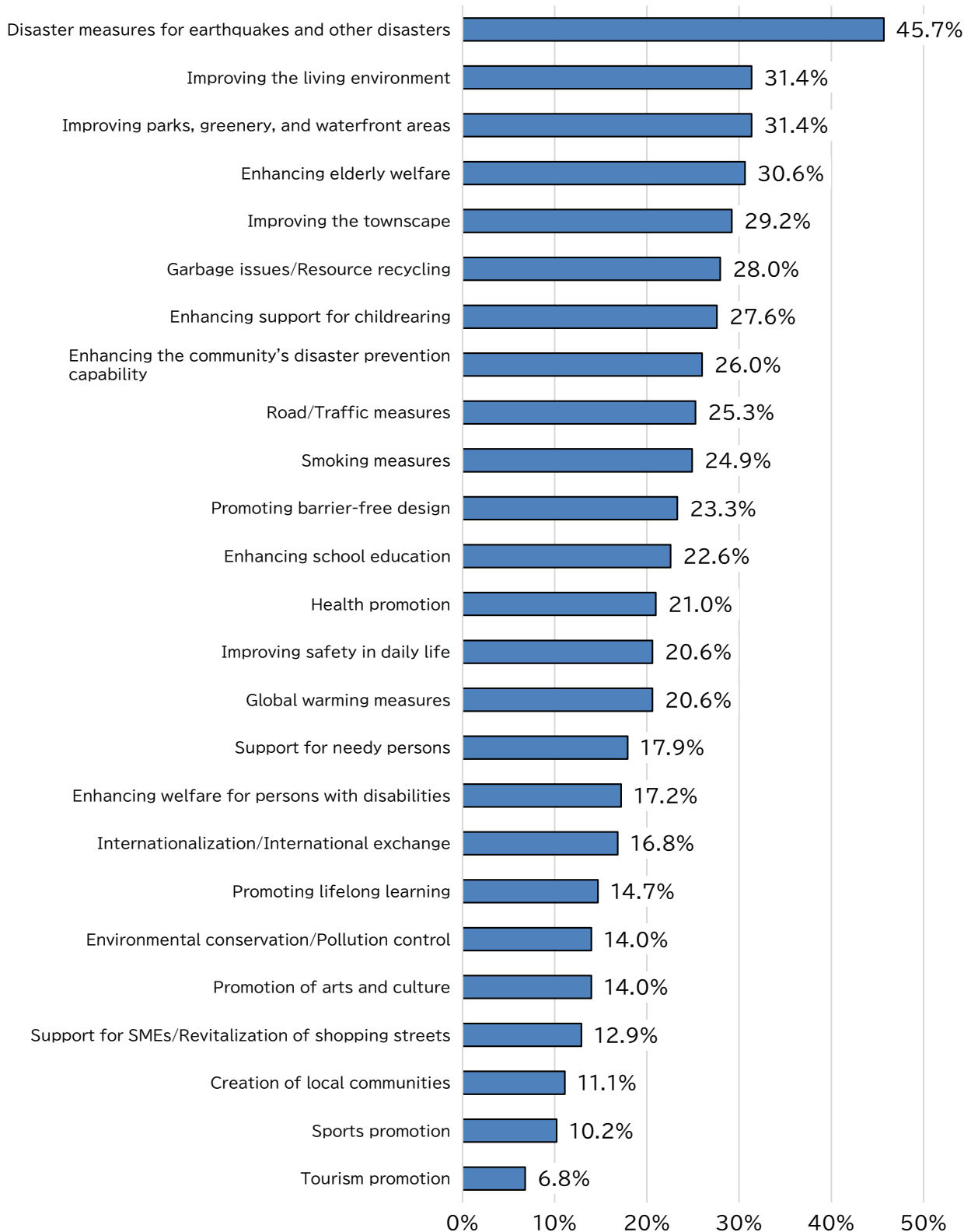
**Figure 4** n=558 (Single answer)



Respondents were then asked to select multiple answers for the initiatives that they feel Minato City should undertake with a particularly high degree of priority, the largest percentage of respondents indicated “disaster measures for earthquakes and other disasters” (45.7%). This was followed by three answers with selected by more than 30% of the respondents: 31.4% who answered “improving the living environment,” 31.4% who answered “improving parks, greenery, and waterfront areas,” and 30.6% who answered “enhancing elderly welfare.”

(Figure 5)

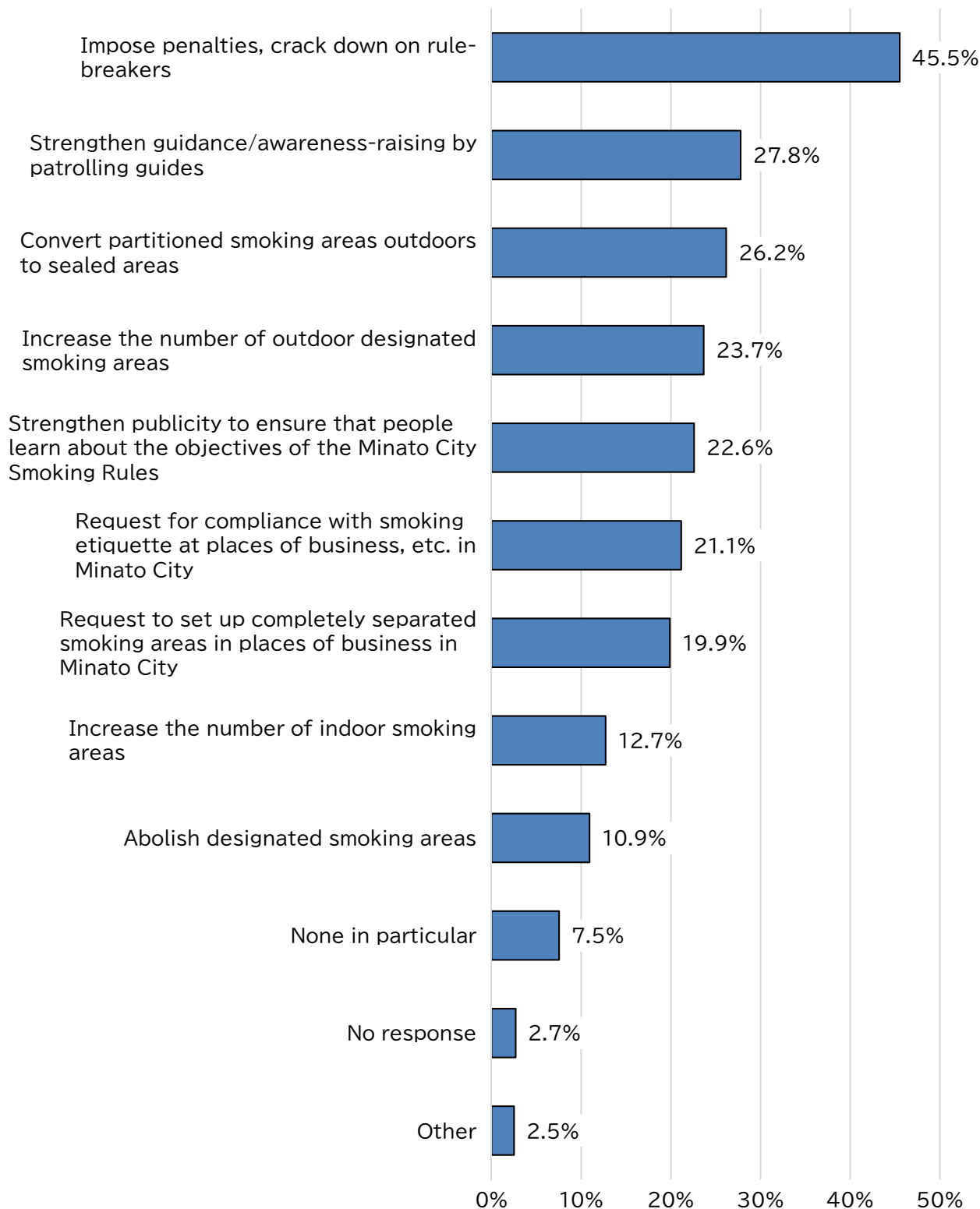
**Figure 5** n=558 (Multiple answers)



## 4 Minato City Smoking Rules

Concerning smoking-related measures for the future, respondents were asked about what initiatives they feel are necessary. The largest percentage of respondents answered that it is necessary to impose penalties and crackdown on rule-breakers (45.5%), followed by 27.8% who felt that it is necessary for patrolling guides to offer guidance and to strengthen efforts to raise awareness. (Figure 6)

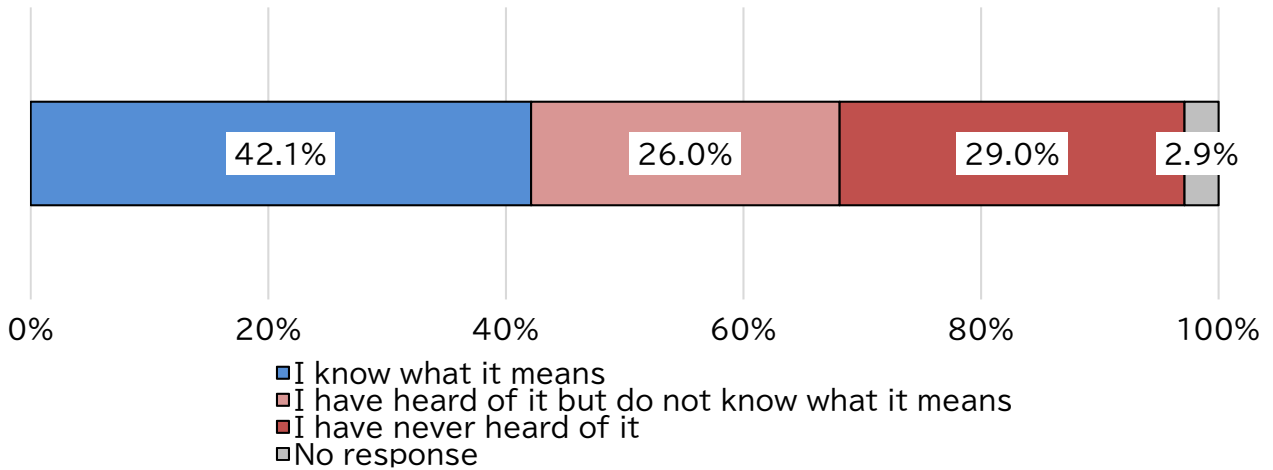
**Figure 6** n=558 (Multiple answers)



## 5 Biodiversity

When asked if they know the word “biodiversity,” the largest group at more than 40% answered that they know what it means (42.1%), followed by about 30% who answered that they have never heard of it before (29.0%). (Figure 7)

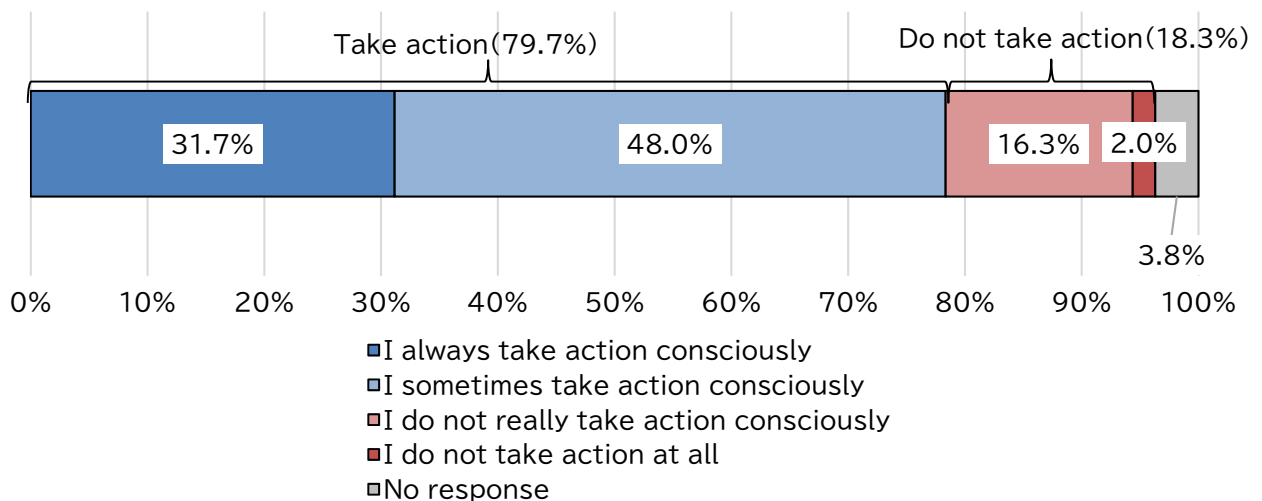
**Figure 7** n=558 (Single answer)



## 6 Global warming countermeasures

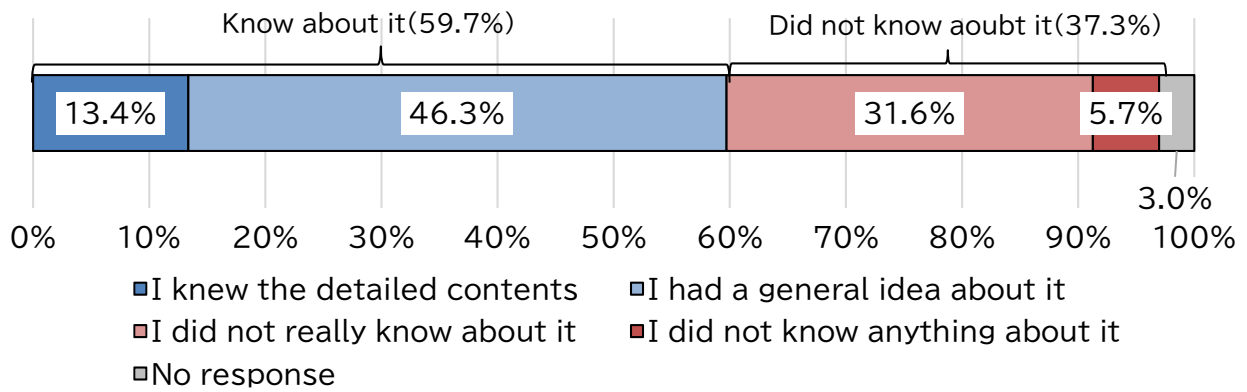
Respondents were asked how consciously they take action in their daily lives to conserve energy. The largest group of respondents, close to half, answered that they sometimes take action to conserve energy (48.0%). Combined with 31.7% who always take action to conserve energy, makes up about 80% who consciously take such action (79.7%). On the other hand, close to 20% of the respondents do not consciously take action (18.3%), broken down into 16.3% who do not really take action and 2.0% who do not take any action at all. (Figure 8)

**Figure 8** n=558 (Single answer)



Respondents were asked how much they know about adapting to the impact of climate change. The largest percentage of respondents answered that they had a general idea about it (46.3%). This, combined with 13.4% who know the detailed contents about the subject, make up 59.7% who know about adapting to the impact of climate change. On the other hand, close to 40% of the respondents did not know about it (37.3%), broken down into 31.6% who did not really know about it and 5.7% who did not know anything about it. (Figure 9)

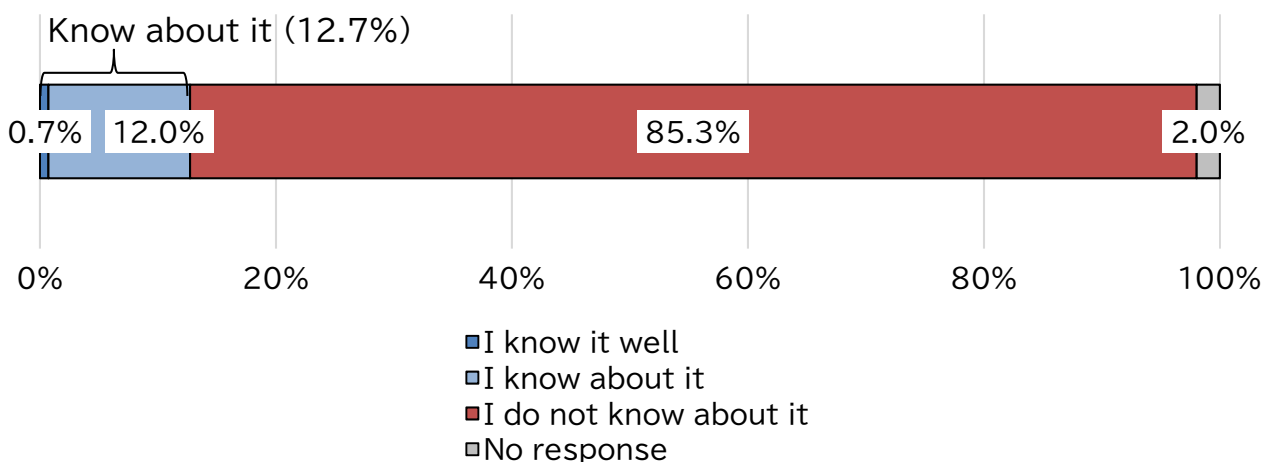
**Figure 9** n=558 (Single answer)



## 7 Nationwide cooperation initiatives

When asked if they know about Minato City's nationwide cooperation initiatives, the largest group answered that they do not know about it (85.3%). On the other hand, 0.7% answered that they know it well, while 12.0% answered that they know about it. Together, they make up 12.7% of the respondents who know about the initiatives. (Figure 10)

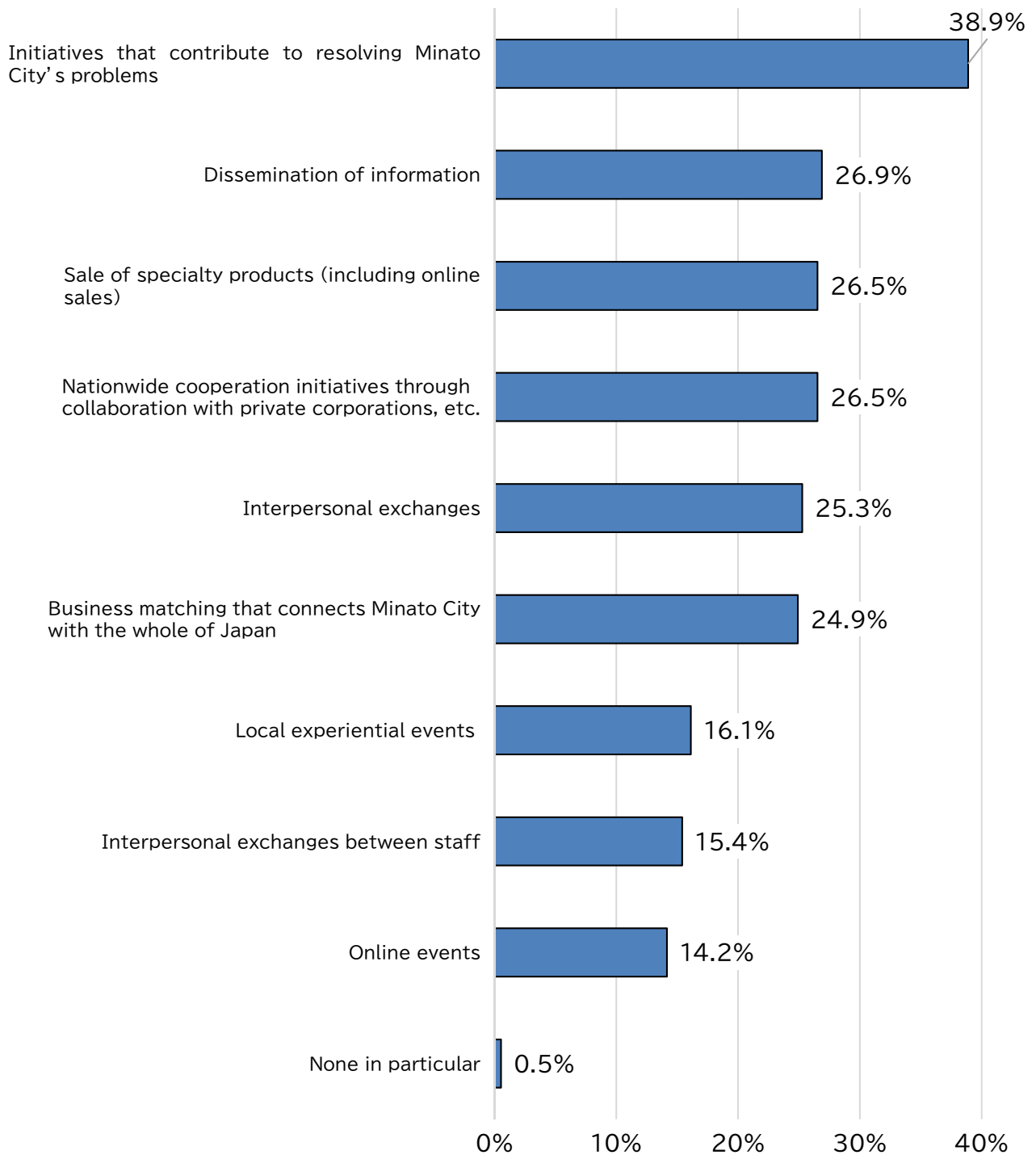
**Figure 10** n=558 (Single answer)





Respondents were asked about what initiatives are necessary for nationwide cooperation in the future. The most popular answer was “initiatives that contribute to resolving Minato City’s problems” (38.9%), followed by answers selected by 25% to close to 30% of the respondents: “dissemination of information” (26.9%), “sale of specialty products (including online sales)” (26.5%), “nationwide cooperation initiatives through collaboration with private corporations, etc.” (26.5%), “interpersonal exchanges” (25.3%), and “business matching that connects Minato City with the whole of Japan” (24.9%). (Figure 11)

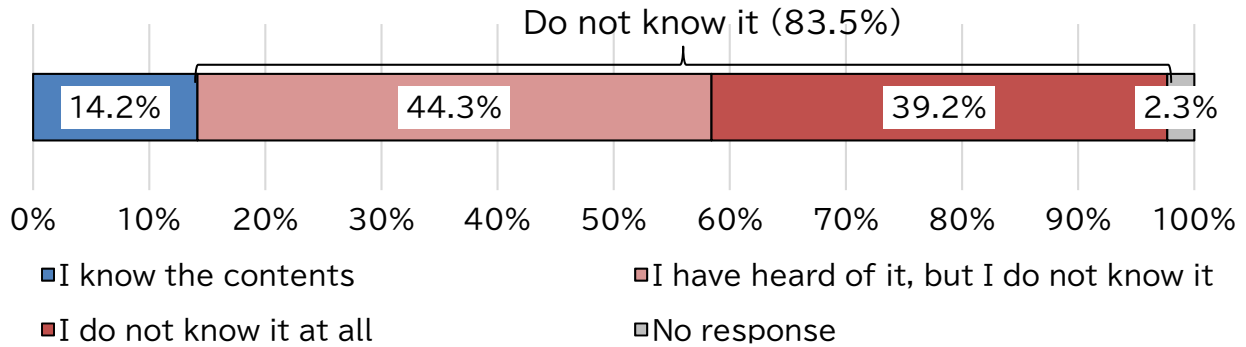
**Figure 11** n=558 (Multiple answers)



## 8 Gender equality

Respondents were asked if they had seen or heard about the Minato City Ordinance for a Gender-Equal Society. In response, 14.2% answered that they know the contents of the Ordinance. On the other hand, more than 80% indicated that they do not know about it (83.5%), comprising 44.3% who have heard of it but do not know about it, and 39.2% who do not know about it. (Figure 12)

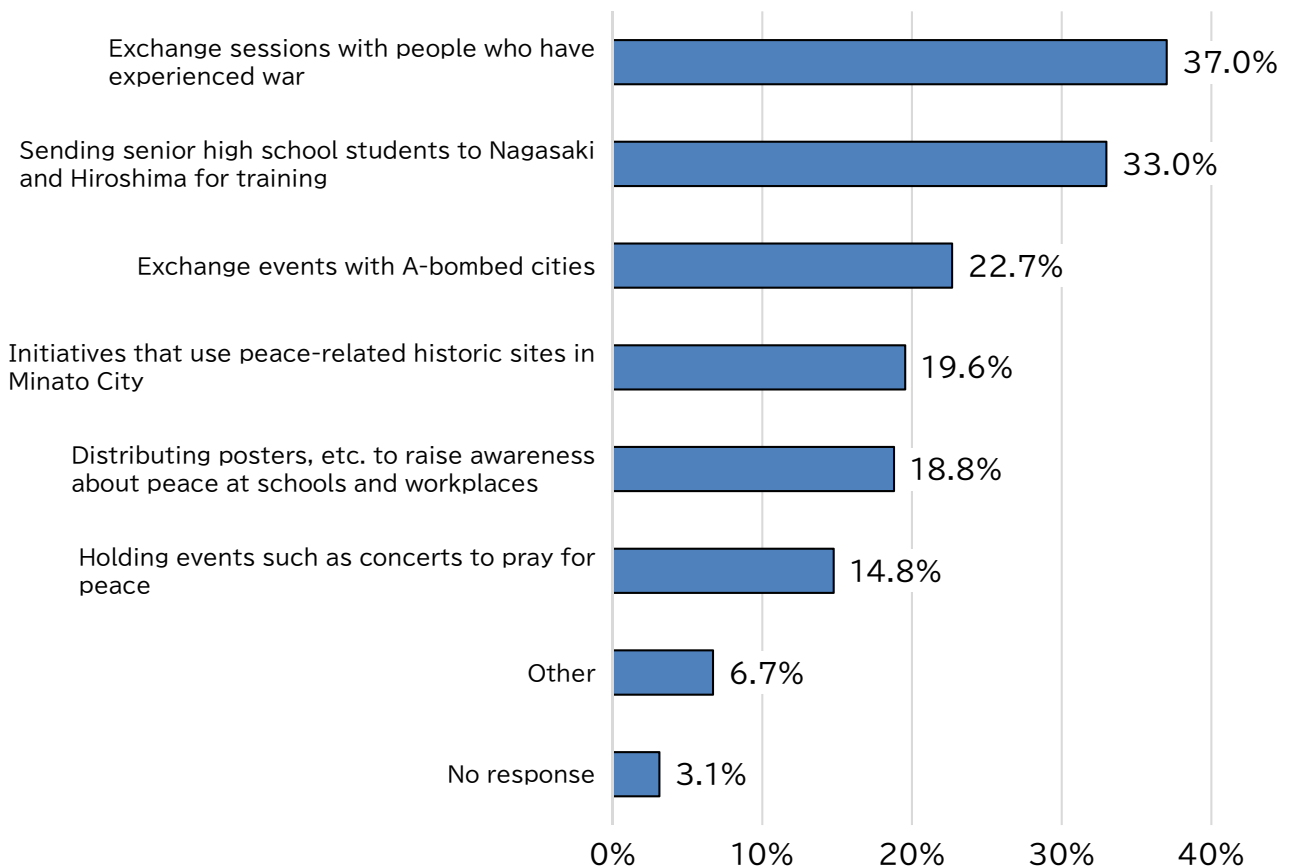
**Figure 12** n=558 (Single answer)



## 9 Peace

When asked what initiatives are necessary to communicate the importance of peace, the largest percentage of respondents answered “exchange sessions with people who have experienced war” (37.0%). (Figure 13)

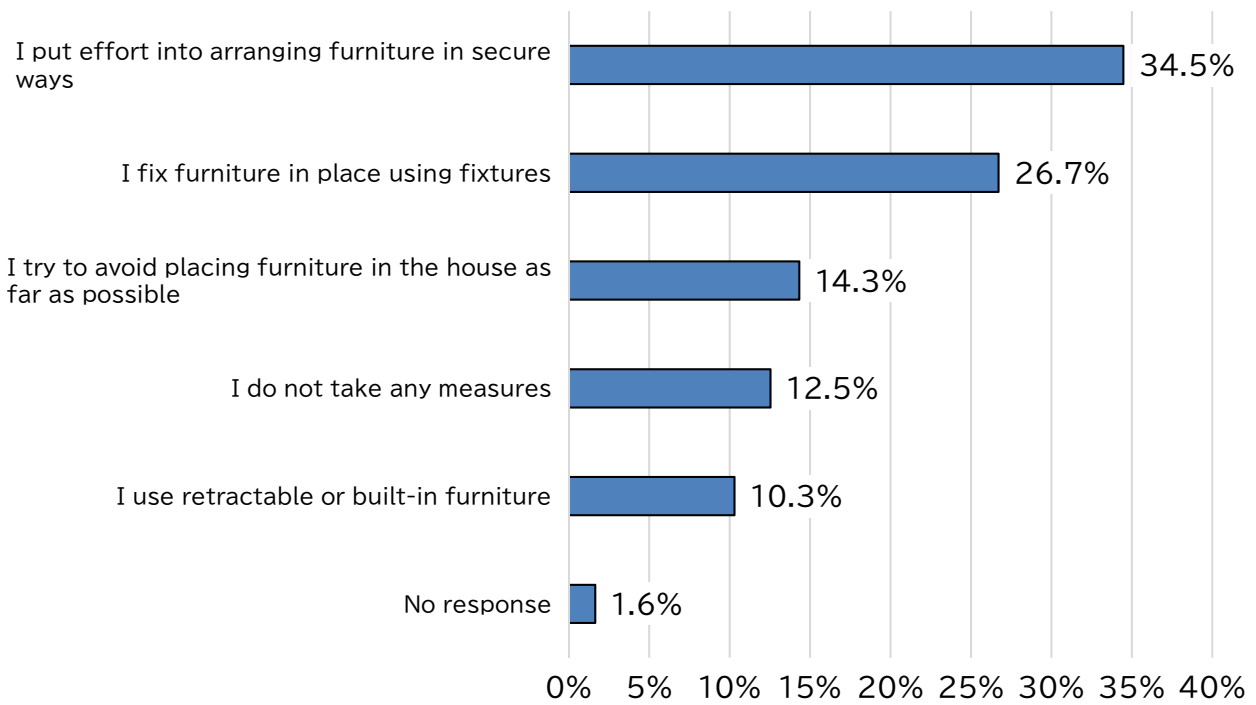
**Figure 13** n=558 (Multiple answers)



# 10 Disaster measures

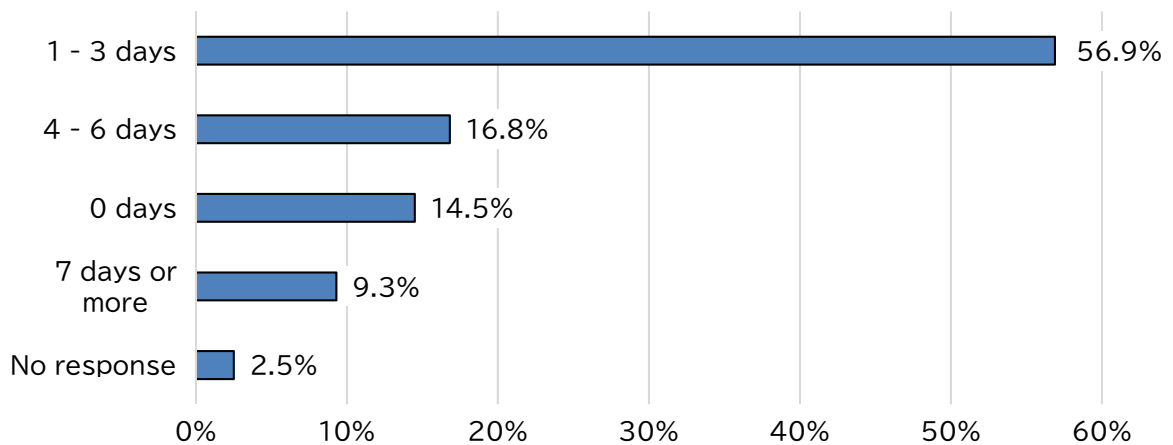
When asked what measures they put in place at home to ensure that they do not hurt themselves at home during a disaster, 34.5% of the respondents answered that they put effort into arranging furniture in secure ways. (Figure 14)

**Figure 14** n=558 (Single answer)



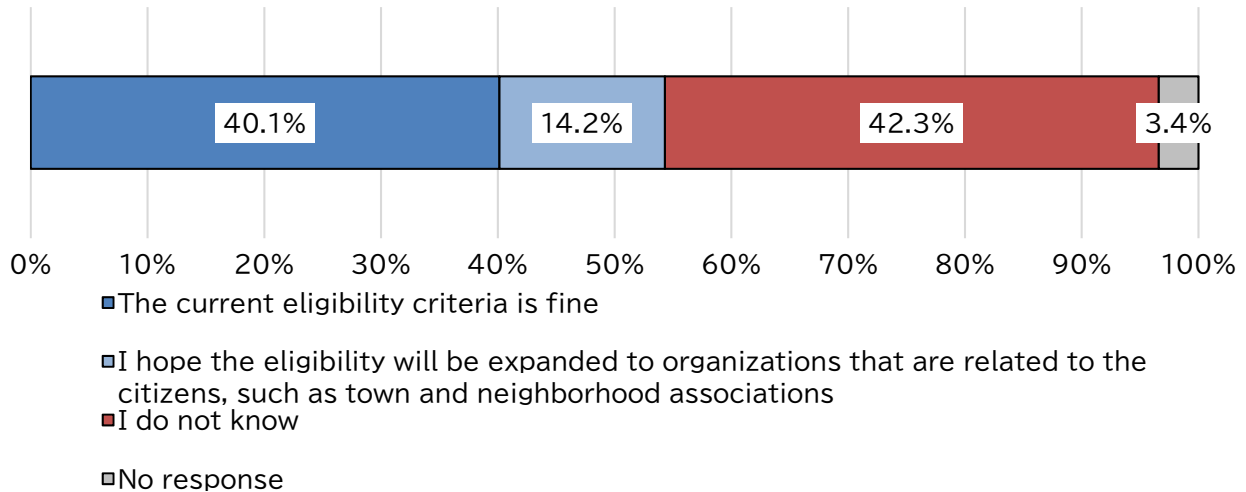
As for how many days of supplies they have prepared for home evacuation during a disaster, the largest group at close to 60% answered that they have prepared one to three days' worth of supplies (56.9%). (Figure 15)

**Figure 15** n=558 (Single answer)



Respondents were asked for their opinions about eligibility criteria to receive the Minato City disaster prevention radio, which is distributed to households of registered Minato City residents who wish to receive it. In response, 40.1% answered that the current eligibility criteria is fine. (Figure 16)

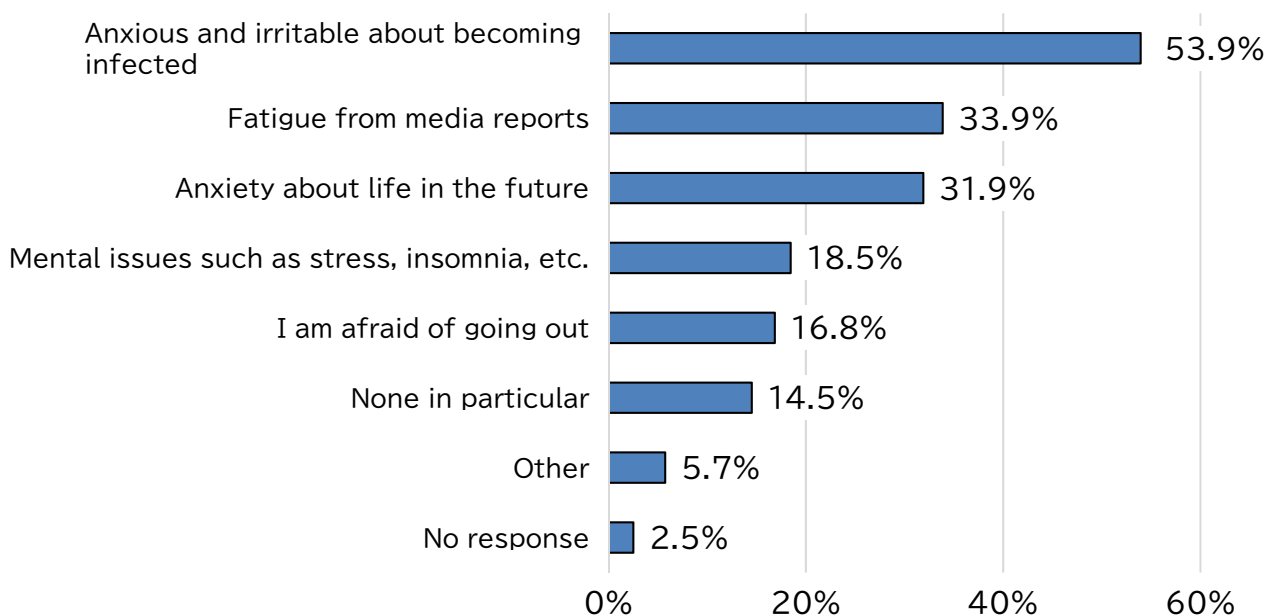
**Figure 16** n=558 (Single answer)



## 11 Suicide measures

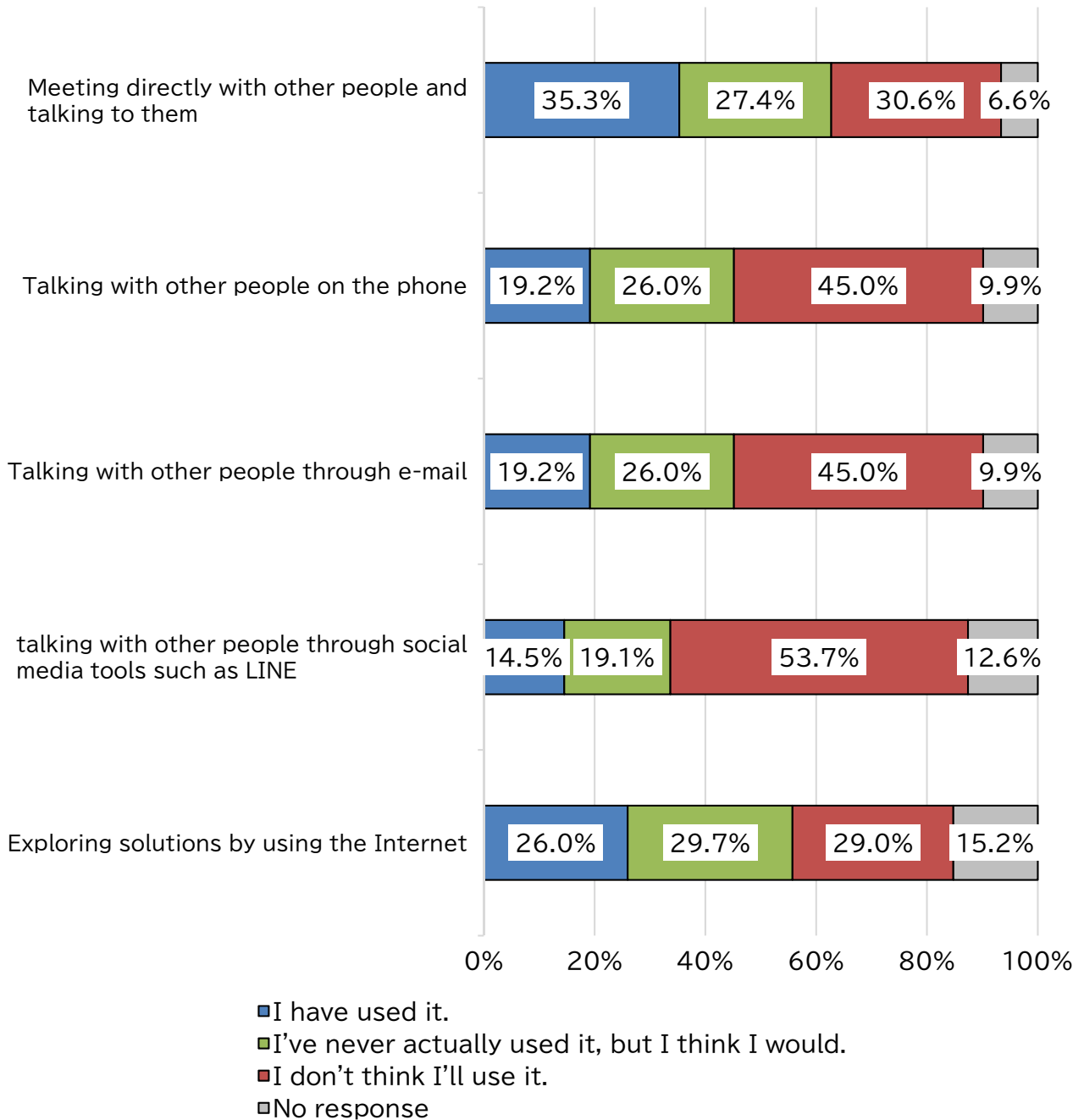
When asked about the mental changes that respondents have felt amidst the COVID-19 pandemic, the largest percentage answered that they feel anxious and irritable about becoming infected (53.9%), followed by answers selected by more than 30% of the respondents: “fatigue from media reports” (33.9%) and “anxiety about life in the future” (31.9%). (Figure 17)

**Figure 17** n=558 (Multiple answers)



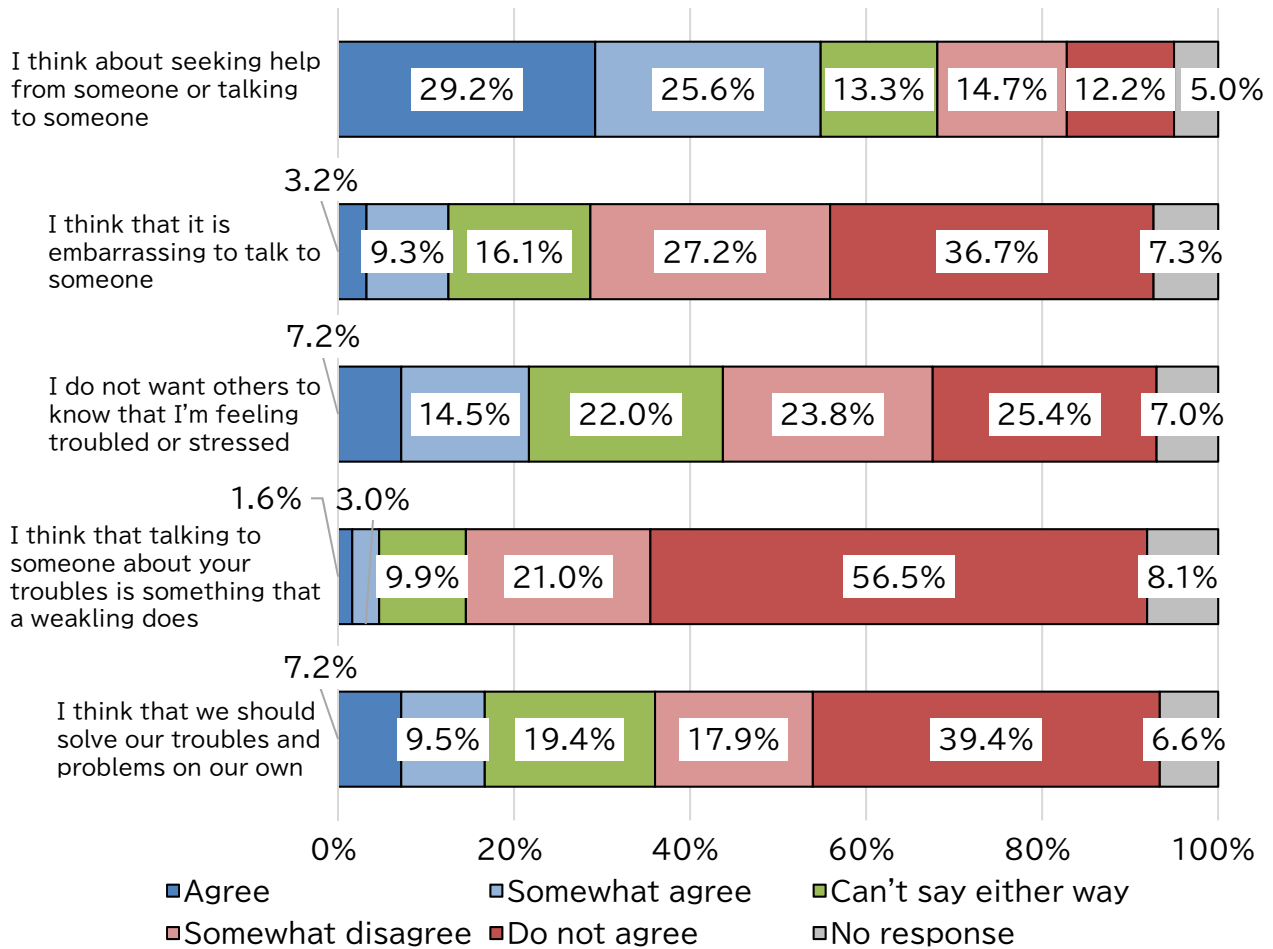
When asked about the methods for seeking advice for their troubles when they feel stressed, the method that has been used by most people was “meeting directly with other people and talking to them” (35.3%). On the other hand, the method used least by the respondents was “talking with other people through social media tools such as LINE” (14.5%). (Figure 18)

**Figure 18** n=558 (Single answer)



When asked about what they think about when they feel stressed, the largest group of respondents indicated that they think about seeking help from someone or talking to someone (29.2%). As for what most respondents do not think about, 56.5% of the respondents do not think that talking to someone about your troubles is something that a weakling does. (Figure 19)

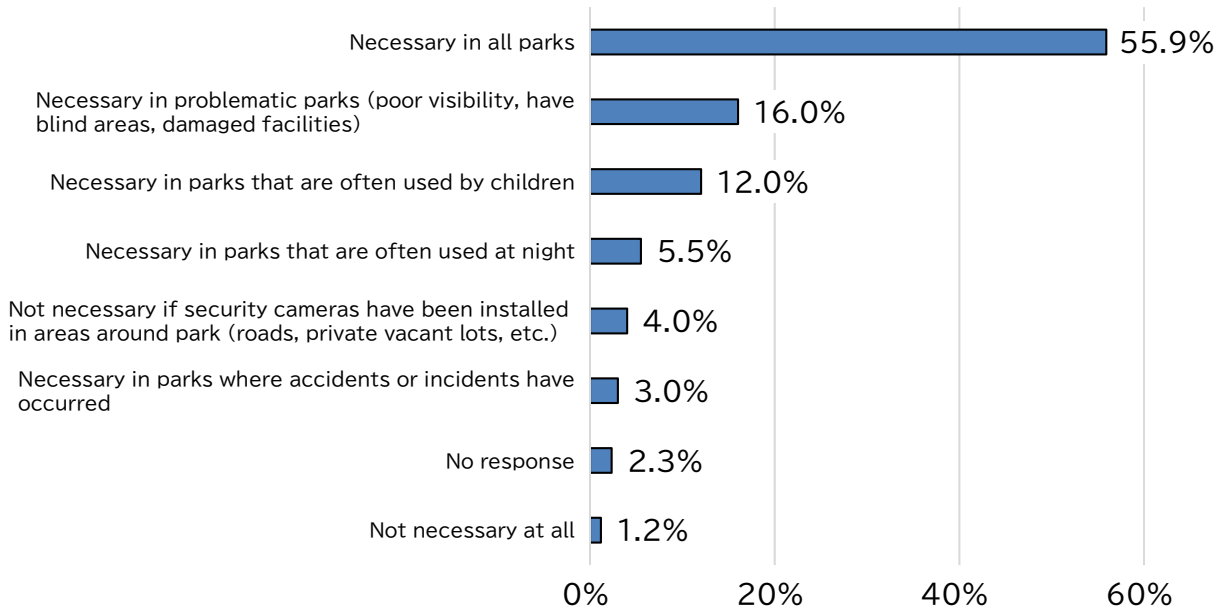
**Figure 19** n=558 (Single answer)



## 12 Crime prevention measures

When asked about the need for security cameras at parks, etc. (parks, children's parks), the largest percentage of respondents answered that security cameras are necessary in all parks (55.9%). (Figure 20)

**Figure 20** n=558 (Single answer)



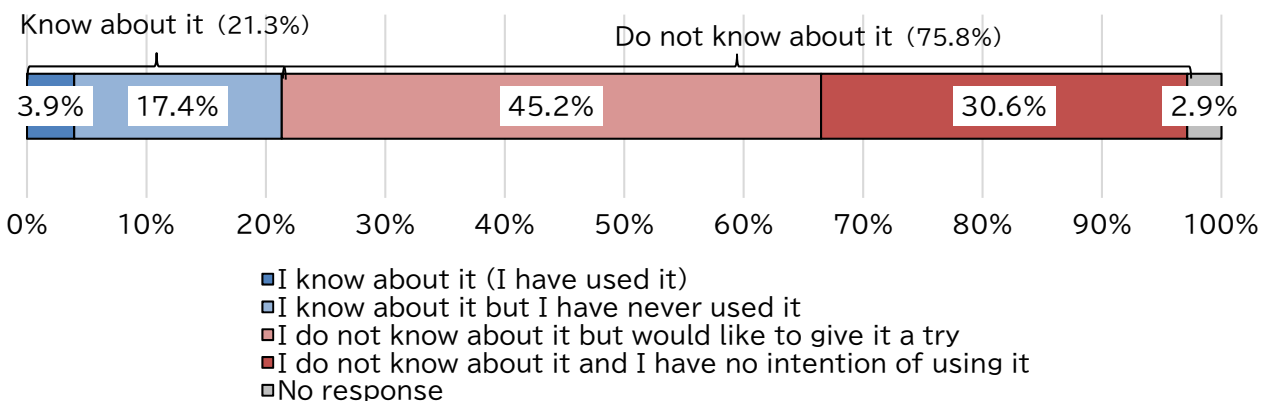
## 13 Easy Japanese

When asked if they know about “Easy Japanese” (\*), more than 20% answered that they know about it (21.3%), comprising 3.9% who answered that they know about it and 17.4% who know about it but have never used it. On the other hand, the largest percentage answered that they do not know it but would like to give it a try (45.2%), while 30.6% answered that they do not know about it and have no intention of using it (30.6%), making a total of 75.8% who do not know about it.

\*“Easy Japanese” is a version of the Japanese language that uses expressions that are easy for foreign nationals to understand.

(Figure 21)

**Figure 21** n=558 (Single answer)



Report on the 33rd Minato City Public Opinion Poll, Digest Edition  
MINATO OPINION  
Published in March 2022  
【Editing/Publication】 Office of the Mayor, Planning and Management  
Department,  
Minato City 5-25 Shibakoen 1-chome, Minato City  
Tel: 03-3578-2111 (Main line)  
Publication number: 2021208-5861



Minato City is committed to conserving the environment and reducing waste.  
This publication is printed on recycled paper.